

TABLE OF CONTENTS

Water-to-Air Heat Exchanger Products	2-4
Pumps and Pump Accessories	5
PEX Pipe, Fittings and Related	6
ThermoPEX, Central Therm, Manifolds and Water-to-Water Exchangers	7
Water-to-Water Exchangers	8
Solder and Flux, Connections	9
Valves, Manifolds, Strainers, Connections, Adapters	10
Thermostats, Transformers, Aquastats	11
Baseboards, Copper Connections	12
Push-fit Fittings	13
Maintenance, Replacement and Optional Products	14
Maintenance, Replacement and Optional Products - Classic and Pallet Burner	15
Maintenance, Replacement and Options Products - E-Classic	16
Chimney Components - Classic, E-Classic and Pallet Burner	17
Maintenance, Replacement and Optional Products - Maxim	18-19
Chimney Components - Maxim	20-21
NUMERICAL PARTS LIST	22-23
SAMPLE PARTS LIST and ORDER LIST	24

NOTE

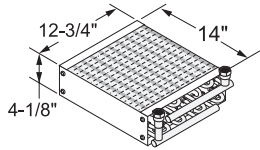
All installations must be performed by a qualified installer and in accordance with any and all federal, state/provincial and local codes and regulations. When performing work on an appliance observe all precautions in the literature, tags and labels attached to the appliance and other safety precautions that may apply. When working with electricity and electrical components, failure to follow precautions could result in property damage, personal injury or death.

ALPHABETICAL INDEX

1-1/4" Thermostatic Valve Kit	10	Gas Hose w/Regulator	19	Thermostatic Radiator Valves	8
2-Stage Gas Regulator Kit	16, 19	Grounding Rod Kit	14	Tile Tape	14
2-Way Zone Valve, 24-Volt	11	Guy-Wire Band	21	Universal Heat Exchanger Mounting Kit	8
3/4" Thermostatic Valve Kit	10	Heat Exchanger Coil (50k Btu)	2	Universal Offset/Wall Support	20
3/8" Cleaning Rod	18	Heat Exchanger Coil (80k Btu)	2	Universal Pump/Wall Mount Kit	5
3-Way Valve	10	Heat Exchanger Coil (95k Btu)	2	Universal Roof Brace	21
3-Way Zone Valve, 24-Volt	11	Heat Exchanger Coil (100k Btu)	2	Universal Roof Support	20
6" Chimney Band Clamp Kit	21	Heat Exchanger Coil (125k Btu)	2	Vent Cap - Classic Models	15
6" Chimney Cap	21	Heat Exchanger Coil (140k Btu)	2	Vent Elbow, Copper	12
8" Chimney Band Clamp Kit	17	Heat Exchanger Coil (185k Btu)	2	Wall Band Extension	21
8" Chimney Base Brace Kit	17	Heat Exchanger Coil (220k Btu)	2	Wall Mount Fan Convactor	4
8" Chimney Guy-Wire Band Kit	17	Heat Exchanger Mounting Kit	8	Wall Mount Fan Convactor (7k Btu)	3
24-Volt Transformer	11, 19	HeatTrac Controller Update Kits	15	Wall Radiation Shield	20
45' Street Elbow	9	Hex Bushing	9	Water Softener Cartridge	14
48-Bushel Hopper Kit	18	High Pressure Gas Hose Adapter	19	Water Test Kit	14
90° Elbow, Copper	12	Hoe	15	Water-to-Water Heat Exchanger, Double Wall	8
90° Reducing Elbow, Copper	12	Hopper Extension Kit	18	Water-to-Water Heat Exchanger & Fittings Kit	8
90° Street Elbow	9	Hopper Vibrator Kit	18	Water-to-Water Heat Exchanger, Shell & Tube	8
90° Street Elbow, 1" Copper	12	Hot Filter & Cartridge	10	Wonder Bar	16
Aerator	18	Indoor Water Temperature Indicator Kit	14	Y-Strainer	10
Air Handler Cabinet	3	Isolation Flange Kit	5		
Ash Rake	15	Isolation Flange with Drain Valve, 3/4"	5		
Ash Scoop	19	Kickspace Fan Convactor	4		
Ash Shovel	15, 16	Line Voltage Thermostat	11		
Ashtril	15	Linkage	15		
Attic Radiation Shield	20	Louvers	3		
Automatic Vent Valve	8	Male Adapter, 3/4" Hose	10		
Auxiliary Auger Kits for Maxim	18	Male Adapter, Copper	12		
Auxiliary Auger Vibrator w/Timer Kit	18	Manifold	10		
Backflow Preventer	10	Manifold w/o Valves	7		
Bag Holder Kit	18	Manifold w/Valves	7		
Ball Valve	9	Maxim Chimney Lengths	20		
Baseboard, Complete	12	Maxim Stainless Steel Chimney Sections	20		
Baseboard Corners	12	Monoflo Copper Tee	9		
Baseboard End Cap	12	Multi-stage 24-Volt Thermostat	11		
Baseboard Joiner	12	Natural Gas Conversion Kit	16		
Blower & Motor	3	Nipple	9		
Brass Coupling	10	O-Ring Set	5		
Brass Fittings for 1-1/4" PEX Pipe	10	Panel Radiators	8		
Brass Hex Bushing	9	PEX 1-1/4" Pipe	10		
Brass Hose Bib	9	PEX 90° Elbow	6		
Brass Offset Tee, 4"	9	PEX Adapter	6		
Brass Pipe Union, FIP	9	PEX Brass Clamp Fittings	6		
Brass Swing Check Valve	10	PEX Coupling	6		
Brass Tee, 3/4"	9	PEX Crimp Rings / Crimp Tools	6		
Cast Iron Manifold	10	PEX Hanger	7		
Central Boiler Clamp, 1"	6	PEX Pipe Cutter	6		
Central PEX 1/2" Pipe	6	PEX Stainless Steel Clamp Crimp Ring	6		
Central PEX 1" Pipe	6	PEX Tee	6		
Central PEX 1" Pipe Sections	6	Pipe Plug	9		
Central Therm Insulation	7	Plate Heat Exchanger	7		
Central Therm Sleeve	7	Plate Mounting Bracket	7		
Central Therm Sleeve Dispenser	7	Plug-in Thermostat	11		
Chimney Attachment Ring	17, 21	Pool Aquastat	11		
Chimney Components	17	Power Supply Cord	5		
Chimney Elbow	20	Programmable 24-Volt Thermostat	11		
Chimney Support Brace Kit	17	Propane Shut-off with Level Indicator	19		
Chimney Tee Restrictor Kit	17	Pulse Timer Kit	16		
Cinch Tool	6	Pump Flange Kits	5		
Clamp Crimp Ring Removal Tool	6	Purging and Filling Tee	10		
Classic Stainless Steel Chimney Sections	17	Push-fit Fittings	13		
Cleaning Brush	9	Push-fit Fittings Water Heater Kit	13		
Cleaning Rod	16	Radiation Shield	20		
Connector, Straight	13	Ratchet Cinch Tool	6		
Copper Coupling	12	Reducer, Copper	12		
Copper End Cap	12	Reducing Tee, Copper	12		
Corner Fan Convactor (7k Btu)	3	Reinforced Wall Band	21		
Corrosion Inhibitor Plus	14	Round Pipe Caps	19		
Coupling, Reducing	13	Single-stage, Non-programmable 24-Volt Thermostat	11		
Coupling, Straight	13	Sludge Conditioner	14		
Decoiler	14	Solder & Soldering Flux	9		
Depth Gauge/Deburring Tool	13	Solenoid	15		
Disconnect Clip	13	Space Heater (100k Btu)	3		
Diverter Tee	9	Space Heater (140k Btu)	3		
Door Lock Kit	15	Space Heater Cabinet (50k Btu)	3		
Draft Inducer	15	Spark Arrestor	17		
Drain Coupling, Copper	12	Suspended Space Heater (100k Btu)	2		
E-Classic Stainless Steel Chimney Section	17	Suspended Space Heater (220k Btu)	2		
Elbow	13	Sweat Ball Valve	12		
Fan Center Relay	14	Taco Pump Replacement Cartridges	5		
Fan Convactor (26k Btu)	3	Taco Pumps - 006 Series	5		
Female Adapter	6	Taco Pumps - 007 Series	5		
Female Adapter, 3/4" Hose	10	Taco Pumps - 009 & 014 Series	5		
Female Adapter, Copper	12	Tee	13		
Fin Comb	14	Tee, 3/4" NPT	9		
Firestop	20	Tee, Copper	12		
Fittings Kit, Threaded	8	Temperature Gauge Fitting	13		
Flashing, Adjustable Roof	21	Temperature Gauges	14		
Flashing, Flat Roof	20	Tempering Valve	11		
Floor Fan Convactor	4	ThermoPEX	7		
Flow Check Valve	8	ThermoPEX Coupling Kit	7		
Flue Brush & Handle	16, 19	ThermoPEX Termination Cap	7		
Gas Burner Kit	16	Thermostatic Mixing Valve	11		

WATER-TO-AIR HEAT EXCHANGER PRODUCTS

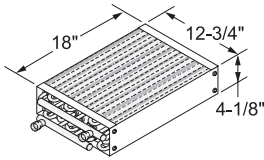
Heat Exchanger Coil (50k Btu)



Water-to-air heat exchanger coil with 90° 3/4" female pipe thread (FPT) outlets. Dimensions: 12-3/4" x 14" x 4-1/8".

p/n	Description
287	Heat Exchanger Coil, 50k Btu

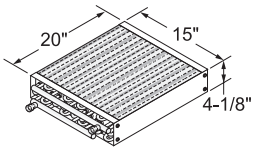
Heat Exchanger Coil (80k Btu)



Water-to-air heat exchanger coil with straight 3/4" FPT outlets. Used in forced-air furnaces with plenum size of approximately 13" x 18". Dimensions: 12-3/4" x 18" x 4-1/8".

p/n	Description
109	Heat Exchanger Coil, 80k Btu

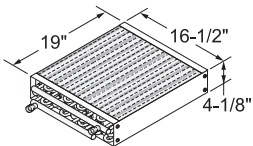
Heat Exchanger Coil (95k Btu)



Water-to-air heat exchanger coils with straight 3/4" FPT outlets. Used in forced-air furnaces with plenum size of approximately 15" x 18". Dimensions: 15" x 20" x 4-1/8".

p/n	Description
102	Heat Exchanger Coil, 95k Btu

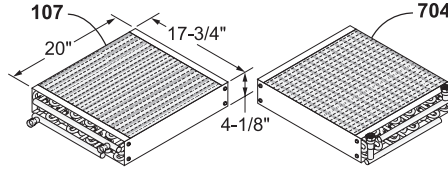
Heat Exchanger Coil (100k Btu)



Water-to-air heat exchanger coil with straight 3/4" FPT outlets. Used in forced-air furnaces with plenum size of approximately 17" x 18". Dimensions: 16-1/2" x 19" x 4-1/8".

p/n	Description
106	Heat Exchanger Coil, 100k Btu

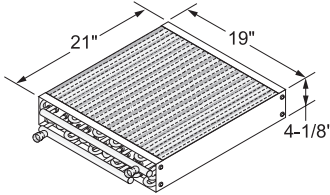
Heat Exchanger Coil (125k Btu)



Water-to-air heat exchanger coil with straight (p/n 107) or 90-degree (p/n 704) 3/4" FPT outlets. Used in forced-air furnaces with plenum size from approximately 18" x 18" to 18" x 20". Dimensions: 17-3/4" x 20" x 4-1/8".

p/n	Description
107	Heat Exchanger Coil, 125k Btu, straight outlets
704	Heat Exchanger Coil, 125k Btu, 90° outlets

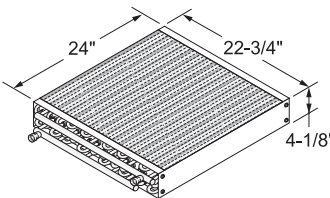
Heat Exchanger Coil (140k Btu)



Water-to-air heat exchanger coil with straight 3/4" FPT outlets. Used in forced-air furnaces with plenum size of approximately 20" x 20". Dimensions: 19" x 21" x 4-1/8".

p/n	Description
108	Heat Exchanger Coil, 140k Btu

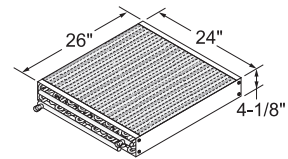
Heat Exchanger Coil (185k Btu)



Water-to-air heat exchanger coil with straight 3/4" FPT outlets. Used in forced-air furnaces with plenum size of approximately 23" x 23". Dimensions: 22-3/4" x 24" x 4-1/8".

p/n	Description
110	Heat Exchanger Coil, 185k Btu

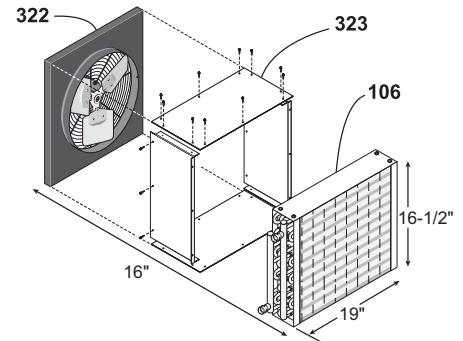
Heat Exchanger Coil (220k Btu)



Water-to-air heat exchanger coil with straight 3/4" FPT outlets. Used in forced-air furnaces with plenum size of approximately 24" x 24". Dimensions: 24" x 26" x 4-1/8".

p/n	Description
111	Heat Exchanger Coil, 220k Btu

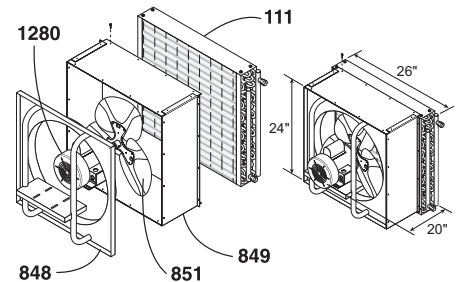
Suspended Space Heater (100k Btu)



Order the following components for a complete Suspended Space Heater (100k Btu). Some assembly required. Assembled size approximately 19" x 16-1/2" x 16". Allow at least 6" on side for fittings.

p/n	Description
322	Fan
323	Transition
106	Heat Exchanger Coil, 100k Btu

Suspended Space Heater (220k Btu)

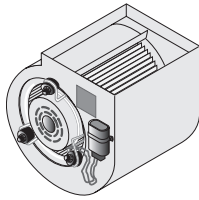


Order the following components for a complete Suspended Space Heater (220k Btu). Some assembly required. Assembled size approximately 26" x 24" x 20". Allow at least 6" on side for fittings.

p/n	Description
111	Heat Exchanger Coil, 220k Btu
849	Transition
848	Motor Frame
851	Fan Blades
1280	Fan Motor

WATER-TO-AIR HEAT EXCHANGER PRODUCTS

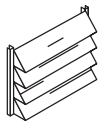
Blower & Motor



Blower & Motor assembly available in different sizes.

p/n	Description
203	Blower & Motor, 1/15-hp
154	Blower & Motor, 1/4-hp, 3-speed fan
208	Blower & Motor, 1-hp

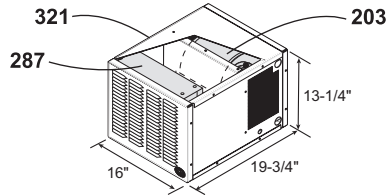
Louvers



Bolt on to the face of the heat exchanger to direct heat downward.

p/n	Description
355	Louvers, fit Heat Exchanger Coil (p/n 106)
354	Louvers, fit Heat Exchanger Coil (p/n 108)
353	Louvers, fit Heat Exchanger Coil (p/n 111)

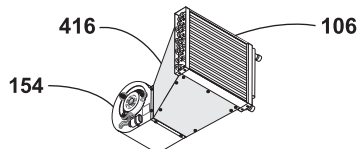
Space Heater Cabinet (50k Btu)



Cabinet for housing 1/15-hp Blower & Motor (p/n 203) and 50k Btu Heat Exchanger Coil (p/n 287). Each sold separately. Some assembly required. Dimensions: 16" x 19-3/4" x 13-1/4".

p/n	Description
321	Space Heater Cabinet

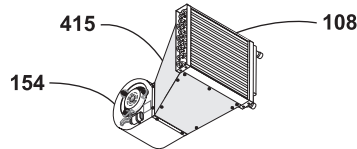
Space Heater (100k Btu)



Order the following components for a Space Heater (100k Btu). Some assembly required. Assembled size approximately 19" x 21" x 33".

p/n	Description
416	Transition
154	Blower & Motor, 1/4-hp 3-speed fan
106	Heat Exchanger Coil, 100k Btu

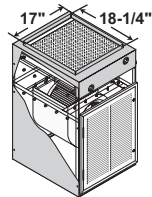
Space Heater (140k Btu)



Order the following components for a Space Heater (140k Btu). Some assembly required. Assembled size approximately 19" x 21" x 33".

p/n	Description
415	Transition
154	Blower & Motor, 1/4-hp 3-speed fan
108	Heat Exchanger Coil, 140k Btu

Air Handler Cabinet

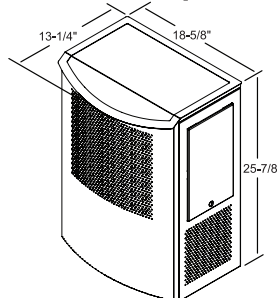


Two sizes allow multiple applications from 100k Btu to 220k Btu; cabinets are standard with front water access (refer to the chart below for specific applications). NOTE: Blower & Motor and Heat Exchanger Coil are sold separately. Air Handler Cabinet door is capable of holding a filter (not included). Some assembly will be required. If utilizing an existing 24-volt thermostat to control blower, a Fan Center Relay (p/n 515) must be used.

p/n	Dimensions (in.)	Heat Exch. Coil Range	Blower & Motor	Water Access
301	36 x 20 x 23	100k-140k Btu	1/4-hp	Front
		Filter (not included): 16 x 20		
303	39 x 25 x 28	185k-220k Btu	1-hp	Front
		Filter (not included): 20 x 20		

p/n	Description
301	Air Handler Cabinet, 100k-140k Btu, front access
3822	Kit for 301 - back water access
303	Air Handler Cabinet, 185k-220k Btu, front access
3825	Kit for 303 - back water access

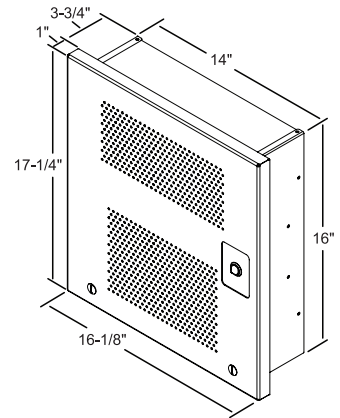
Fan Convactor (26k Btu)



Central Boiler fan-forced convactor. Quiet operation, integral filters and thermostat connections. 3/4" FPT fittings and on-off-thermostat switch. Output up to 26,000 Btu/hr. Color - taupe. Line Voltage Thermostat (p/n 1267) is optional.

p/n	Description
1971	Fan Convactor, 26k Btu
1267	Line Voltage Thermostat

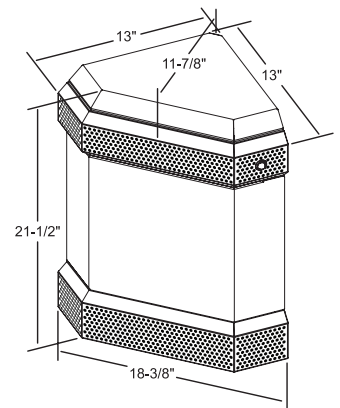
Wall Mount Fan Convactor (7k Btu)



Central Boiler recessed wall, fan-forced convactor. Quiet operation, integral filters and thermostat connections. Can use Female Adapter (p/n 6679) or Push-fit Fitting (p/n 606) for connection. 1/2" fittings and on-off-thermostat switch. Output up to 7,000 Btu/hr. Line Voltage Thermostat (p/n 1267) is optional.

p/n	Description
1941	Fan Convactor, Wall Mount, 7k Btu
1267	Line Voltage Thermostat

Corner Fan Convactor (7k Btu)

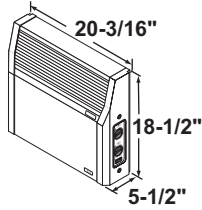


Central Boiler fan-forced convactor. Quiet operation, integral filters and thermostat connections. Can use Female Adapter (p/n 6679) or Push-fit Fitting (p/n 606) for connection. 1/2" fittings and on-off-thermostat switch. Output up to 7,000 Btu/hr. Line Voltage Thermostat (p/n 1267) is optional.

p/n	Description
1910	Fan Convactor, Corner, 7k Btu
1267	Line Voltage Thermostat

WATER-TO-AIR HEAT EXCHANGER PRODUCTS

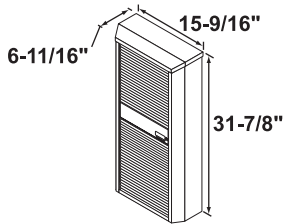
Wall Mount Fan Convector



Myson Lo-Line™ RC 6-4 wall mount, fan-forced convector with thermostat, output of 4,213-6,531 Btu/hr. Dimensions: 20-3/16" x 18-1/2" x 5-1/2". Weight: 16 lbs. Fan speed (cfm): boost - 72, medium - 51, normal - 58.

p/n Description
6776 Myson Lo-Line RC 6-4 Fan Convactor

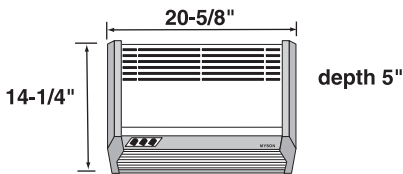
Wall Mount Fan Convactor



Myson Slim-Line™ RC wall mount, fan-forced convector with remote control, output of 11,882-15,293 Btu/hr. Dimensions: 15-9/16" x 31-7/8" x 6-11/16". Weight: 37 lbs. Fan speed (cfm): boost - 136, medium - 127, normal - 96.

p/n Description
6778 Myson Slim-Line RC Fan Convactor

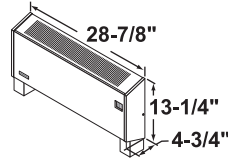
Wall Mount Fan Convactor



Myson Hi-Line™ HL 7-4 wall mount, fan-forced convector, output of 4,377-7,851 Btu/hr. Dimensions: 20-5/8" x 14-1/4" x 5". Weight: 22 lbs. Fan speed (cfm): boost - 78, medium - 62, normal - 48.

p/n Description
6777 Myson Hi-Line HL 7-4 Fan Convactor

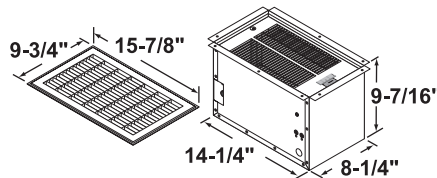
Wall Mount Fan Convactor



Myson CSU™ 15M wall mount, fan-forced convector. Output of 7,315-10,330 Btu/hr. Dimensions: 28-7/8" x 13-1/4" x 4-3/4". Weight: 22 lbs. Fan speed (cfm): boost - 91, normal - 66.

p/n Description
6779 Myson CSU 15M Fan Convactor

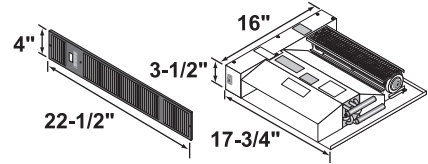
Floor Fan Convactor



Myson Whispa™ III recessed floor, fan-forced convector, output of 4,078-5,443 Btu/hr. Dimensions: 14-1/4" x 8-1/4" x 9-7/16". Weight: 12 lbs. Fan speed (cfm): boost - 81, normal - 62. Cover is 9-3/4" x 15-7/8".

p/n Description
6839 Myson Whispa III Fan Convactor

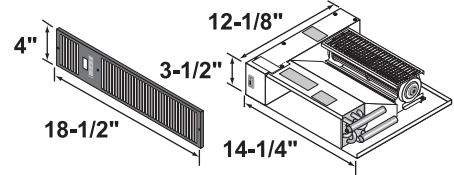
Kickspace Fan Convactor



Myson Whispa™ III Kickspace 9000 fan-forced convector, output of 7,634-9,949 Btu/hr. Dimensions: 17-3/4" x 16" x 3-1/2". Weight: 12 lbs. Fan speed (cfm): boost - 124, normal - 82. Cover grill is 4" x 22-1/2".

p/n Description
6773 Myson Whispa II Kickspace 9000 Fan Convactor

Kickspace Fan Convactor




Myson Whispa™ III Kickspace 5000 fan-forced convector, output of 4,078-5,443 Btu/hr. Dimensions: 14-1/4" x 12-1/8" x 3-1/2". Weight: 9 lbs. Fan speed (cfm): boost - 53, normal - 41. Cover grill is 4" x 18-1/2".

p/n Description
6780 Myson Whispa II Kickspace 5000 Fan Convactor

PUMPS AND PUMP ACCESSORIES

Taco Pumps - 006 Series




Taco 006 Bronze Circulation Pump for domestic water systems. No flange required, 3/4" sweat connection. Power Supply Cord (p/n 556) sold separately.

size	hp	Amp	Watt	Head (ft)	Volume (gal/min)
006	1/40	0.52	59.8	9	10

p/n	Description
175	Taco 006 Pump

Taco Pumps - 007 Series

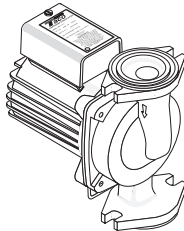


Taco 007 Circulation Pump requires flange kit (not included). Includes O-rings. Power Supply Cord (p/n 556) sold separately.

size	hp	Amp	Watt	Head (ft)	Volume (gal/min)
007	1/25	0.70	80.50	11	20
007 Priority	1/25	0.70	81.65	11	20

p/n	Description
171	Taco 007 Pump
413	Taco 007 Priority Pump

Taco Pumps - 009 & 014 Series



Taco 009 and Taco 014 Circulation Pumps both require flange kit (not included). Includes O-rings. Power Supply Cord (p/n 556) sold separately.

size	hp	Amp	Watt	Head (ft)	Volume (gal/min)
009	1/8	1.40	161	34	8
014	1/8	1.55	178	22	32

p/n	Description
173	Taco 009 Pump
176	Taco 014 Pump

Power Supply Cord



May be used to wire pumps when installed on furnaces. Includes strain relief.

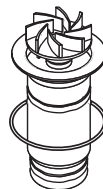
p/n	Description
556	Power Supply Cord, 32"

O-Ring Set

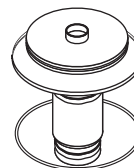
Set of two replacement O-rings for pump flange.

p/n	Description
542	O-Ring Set

Taco Pump Replacement Cartridges



For 006 and 007 Pumps

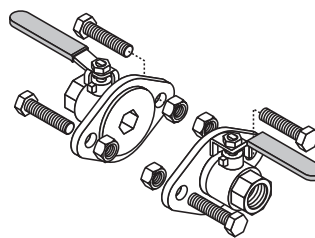


For 009 & 011 Pumps

Replacement cartridges for Taco 006, 007, 009, 011 and 014 series pumps. Each includes a 3-year warranty.

p/n	Application
222	Replacement Cartridge, 006 Series Pumps
170	Replacement Cartridge, 007 Series Pumps
172	Replacement Cartridge, 009 Series Pumps
219	Replacement Cartridge, 011 Series Pumps
179	Replacement Cartridge, 014 Series Pumps

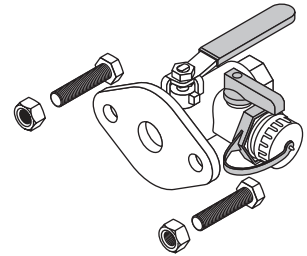
Isolation Flange Kit



Kit includes flanges, nuts and bolts. Full port, valved flange body.

p/n	Description
224	"Free Floating" Flange Kit, 3/4"
225	Isolation Flange Kit, 1-1/4"

Isolation Flange with Drain Valve, 3/4"

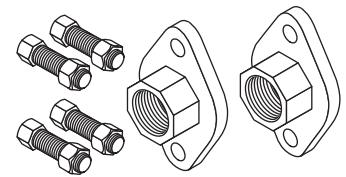


Includes flange, nuts and bolts.

p/n	Description
226	Isolation Flange with Drain Valve, 3/4"

NOTE: Price is for one flange only.

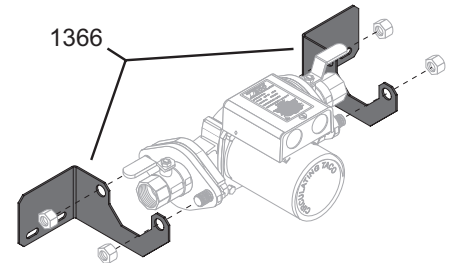
Pump Flange Kits



Each kit includes set of two female iron pipe (FIP) pump flanges. One set is used with each pump. Most installations use Pump Flange Kit, 3/4" (p/n 119).

p/n	Description
119	Pump Flange Kit, 3/4"
194	Pump Flange Kit, 1"
1272	Pump Flange Kit, 1-1/4"

Universal Pump Wall Mount Kit

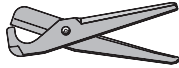


Brackets for supporting and securing pump and flanges to a wall. Figure shows one possible installation scenario. Pump, flanges and mounting hardware are not included.

p/n	Description
1366	Universal Pump Wall Mount Kit

PEX PIPE, FITTINGS AND RELATED

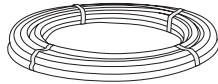
PEX Pipe Cutter



Used to cut PEX pipe up to 1-1/4" in diameter.

p/n	Description
195	PEX Pipe Cutter

Central PEX 1/2" Pipe



High-density, oxygen barrier, cross-link pipe. Rated for temperatures to 180°F at 100 psi. Available in rolls up to 1000 ft long. Excellent for radiant floor heating applications.

p/n	Description
1320	Central PEX 1/2" Pipe, 300'
1321	Central PEX 1/2" Pipe, 500'
1322	Central PEX 1/2" Pipe, 1000'

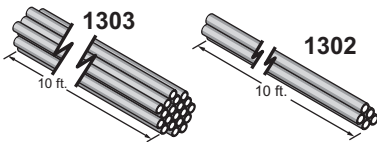
Central PEX 1" Pipe



High-density, cross-link pipe, rated for temperatures to 180°F at 100 psi.

p/n	Description
1311	Central PEX 1" Pipe, 100'
1312	Central PEX 1" Pipe, 200'
1313	Central PEX 1" Pipe, 300'
1314	Central PEX 1" Pipe, 500'

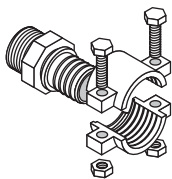
Central PEX 1" Pipe Sections



Central PEX 1" Pipe in 10-ft sections.

p/n	Description
1302	Central PEX 1" Pipe, 10' straight section, 5 per bag
1303	Central PEX 1" Pipe, 10' straight section, 20 per bag

PEX Brass Clamp Fittings



Brass adapter clamps for PEX pipe.

p/n	Description
5642	Brass Clamp Fittings, 1"
5643	Brass Clamp Fittings, 1-1/4"

PEX Adapter



For adapting threaded pipe to Central PEX pipe.

p/n	Description
1341	PEX Adapter, 1/2" PEX x 1/2" MIP fittings
1336	PEX Adapter, 1/2" PEX x 3/4" MIP fittings
1330	PEX Adapter, 1" PEX x 3/4" MIP fittings
1324	PEX Adapter, 1" PEX x 1" MIP fittings

PEX Adapter



For adapting copper pipe to Central PEX pipe.

p/n	Description
1337	PEX Adapter, 1/2" PEX x 1/2" sweat fittings
1331	PEX Adapter, 1" PEX x 1" sweat fittings
1348	PEX Adapter, 1/2" PEX x 1/2" FIP fittings

Female Adapter



Adapts 1/2" copper pipe to 1/2" Central PEX pipe. Sweat end fits over copper pipe.

p/n	Description
6679	Female Adapter, 1/2" barb x 1/2" sweat fittings

PEX Coupling



For coupling two Central PEX pipe ends.

p/n	Description
1339	PEX Coupling, 1/2"
1333	PEX Coupling, 1"

PEX 90° Elbow



Brass 90° elbow for coupling two Central PEX pipe ends together.

p/n	Description
1340	PEX 90° Elbow, 1/2"
1334	PEX 90° Elbow, 1"

PEX Tee



Brass tee for joining Central PEX pipe ends.

p/n	Description
1338	PEX Tee, 1/2"
1332	PEX Tee, 1"

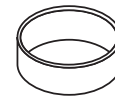
Central Boiler Clamp, 1"



Stainless steel 1" hose clamp.

p/n	Description
5978	Central Boiler Clamp, 1"

PEX Crimp Rings / Crimp Tools



PEX Crimp Ring for PEX pipe. Crimp Tool (p/n 324) required for 1/2" crimp ring. Crimp Tool (p/n 145) required for 1" crimp ring.

p/n	Description
1342	PEX Crimp Ring, 1/2"
1335	PEX Crimp Ring, 1"
324	Crimp Ring Tool, 1/2"
145	Crimp Ring Tool, 1"

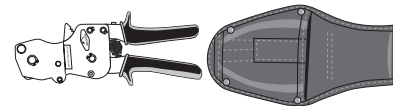
Cinch Tool



Tool for cinching 1" and 1/2" PEX Stainless Steel Clamp Crimp Rings to PEX pipe. Not for use with any other application.

p/n	Description
5925	Cinch Tool

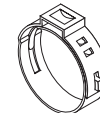
Ratchet Cinch Tool



Compact, easy-to-use Ratchet Cinch Tool comes with handy carrying case and calibrating device. For use with 5927 and 5926 crimp rings.

p/n	Description
4472	Ratchet Cinch Tool

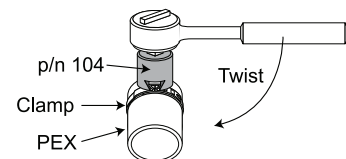
PEX Stainless Steel Clamp Crimp Ring



For use with Central PEX pipe. Install with Cinch Tool (p/n 5925) or Ratchet Cinch Tool (p/n 4472).

p/n	Description
5927	PEX Stainless Steel Clamp Crimp Ring, 1/2"
5926	PEX Stainless Steel Clamp Crimp Ring, 1"

Clamp Crimp Ring Removal Tool

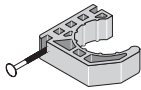


Used to remove PEX stainless steel clamp crimp rings (p/n 5927 and 5926).

p/n	Description
104	Clamp Crimp Ring Removal Tool

THERMOPEX, CENTRAL THERM, MANIFOLDS AND WATER-TO-WATER EXCHANGERS

PEX Hanger



Half-moon, nail-in PEX Hanger for securing PEX piping. Available in two sizes.

p/n	Description
293	PEX Hanger, 1/2"
295	PEX Hanger, 1"

ThermoPEX



ThermoPEX is flexible pre-insulated piping consisting of two waterproof oxygen barrier PEX lines (supply and return) protected by polyurethane closed cell foam insulation and a thick, durable, waterproof polyethylene outer jacket. It is the ideal insulated piping for use with outdoor wood furnaces. Available with 1" Central PEX in 100-ft or 800-ft rolls, or with 1-1/4" PEX in a 300-ft roll.

p/n	Description
2441	ThermoPEX, 1", 100' Roll
2491	ThermoPEX, 1", 800' Roll
2492	ThermoPEX, 1-1/4", 300' Roll


ThermoPEX Termination Cap



Fits snugly over each end to protect and seal the insulation from water.

p/n	Description
2443	ThermoPEX Cap, 1"
2494	ThermoPEX Cap, 1-1/4"

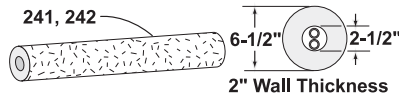
ThermoPEX Coupling Kit



Twelve-inch rubber splice is used to join two ends of ThermoPEX together. Fittings and crimp rings for joining the PEX lines are sold separately.

p/n	Description
2447	ThermoPEX Coupling Kit, 1"
2495	ThermoPEX Coupling Kit, 1-1/4"
1333	PEX Coupling, 1"
381	Brass Coupling, 1-1/4" barb x 1-1/4" barb

Central Therm Insulation



Closed-cell, green polyethylene Central Therm Insulation for insulating water lines. Available in either 8-ft or 4-ft lengths.

p/n	Description
241	Central Therm Insulation, 8'
242	Central Therm Insulation, 4'

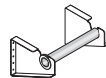
Central Therm Sleeve



Central Therm Sleeve slips over Central Therm Insulation to keep insulation dry and increase heat transfer efficiency, especially in the spring when ground water is high. Available in lengths from 100 to 800 feet.

p/n	Description
524	Central Therm Sleeve, 100'
525	Central Therm Sleeve, 200'
526	Central Therm Sleeve, 300'
527	Central Therm Sleeve, 500'
672	Central Therm Sleeve, 800'


Central Therm Sleeve Dispenser



Handy dispenser holds all roll lengths of Central Therm Sleeve.

p/n	Description
506	Central Therm Sleeve Dispenser

Manifold w/Valves



For use with 1/2" PEX pipe in radiant floor installations, the Manifold w/Valves is available in a 2- or 3-loop configuration. Manifold fittings are 1" copper sweat; valve fittings are 1/2" barbed.

p/n	Description
1349	Manifold w/Valves, 2-Loop
1329	Manifold w/Valves, 3-Loop
376	Copper Cap, 1"

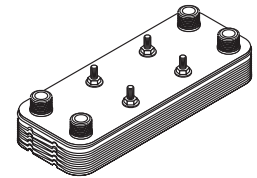
Manifold w/o Valves



For use with 1/2" PEX pipe in radiant floor installations, the Manifold w/o Valves is available in a 2- or 3-loop configuration. Manifold fittings are 1" copper sweat; valve fittings are 1/2" barbed. Does not include valves or caps.

p/n	Description
1880	Manifold w/o Valves, 2-Loop
1885	Manifold w/o Valves, 3-Loop

Plate Heat Exchanger



The Plate Heat Exchanger is a compact, high-performance, water-to-water, continuous flow heat exchanger with MPT ports. Units are 316L stainless, copper-brazed. MPN units include mounting studs and are marine-grade stainless, nickel-brazed (for use with pools and hot tubs).

p/n	Typical Application
5734	Water heaters
5744	Boilers up to 100k Btu
5636	Boilers 100k-175k Btu
5637	Boilers 175k-250k Btu
5635	Large commercial

p/n	Description
5734	Plate Exchanger, 5 x 12-6, 3/4" Port
5744	Plate Exchanger, 5 x 12-30, 1" Port
5636	Plate Exchanger, 5 x 12-50, 1-1/4" Port
5637	Plate Exchanger, 5 x 12-70, 1-1/4" Port
5635	Plate Exchanger, 10 x 20-50, 2" Port

MPN Units*

p/n	Approximate Btu	Typical Application
5738	80-120k	Hot tubs & pools up to 12,000 gallons
5842	150-200k	Pools up to approx. 30,000 gallons
128	250-320k	Pools up to approx. 50,000 gallons
129	280-360k	Pools up to approx. 60,000 gallons

p/n	Description
5738	Plate Exchanger, MPN 5 x 12-10, 1" Port
5842	Plate Exchanger, MPN 5 x 12-24, 1-1/4" Port
128	Plate Exchanger, MPN 5 x 12-40, 1-1/4" Port
129	Plate Exchanger, MPN 5 x 12-50, 1-1/4" Port

*MPN units are not recommended for use with salt chlorinated pools or hot tubs.

Plate Mounting Bracket



Used to mount most 5" x 12" Plate Heat Exchangers (30 or less) with mounting studs to a wall or similar surface.

p/n	Description
5807	Plate Mounting Bracket

WATER-TO-WATER EXCHANGERS

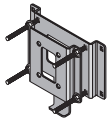
Heat Exchanger Mounting Kit



Used to mount most 5x12 Plate Heat Exchangers (40 or more) with mounting studs to a wall or similar surface. Includes two mounting brackets.

p/n Description
9597 Heat Exchanger Mounting Kit

Universal Heat Exchanger Mounting Kit



p/n Description
1097 Universal Heat Exchanger Mounting Kit

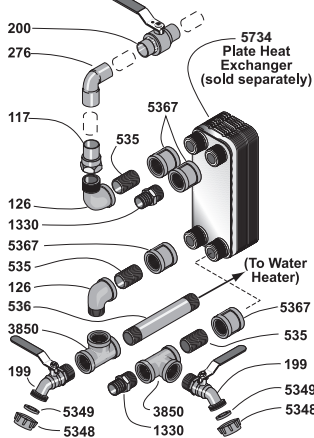
Flow Check Valve



Used in hydronic heating to prevent ghost flow when the components are above the manifold. Can be installed horizontally or vertically.

p/n Description
201 Flow Check Valve, 1" threaded

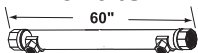
Fittings Kit, Threaded



For domestic water heaters using Plate Heat Exchanger (p/n 5734).

p/n Description
5640 Fittings Kit, threaded ports

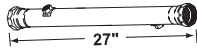
Water-to-Water Heat Exchanger, Shell & Tube



A water-to-water, continuous-flow heat exchanger used mainly for boiler applications. Side ports are 3/4" FIP; end ports are 1-1/2" FIP.

p/n Description
151 Water-to-Water Heat Exchanger, Shell & Tube, 60"

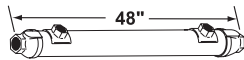
Water-to-Water Heat Exchanger, Shell & Tube



A water-to-water, continuous-flow heat exchanger for commercial water heater applications. Side ports are 3/4" FIP; end ports are 1-1/2" FIP.

p/n Description
148 Water-to-Water Heat Exchanger, Shell & Tube, 27"

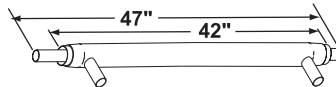
Water-to-Water Heat Exchanger, Shell & Tube



A water-to-water, continuous-flow heat exchanger used mainly for boiler applications. Side ports are 1" FIP; end ports are 1-1/2" FIP.

p/n Description
177 Heat Exchanger, Water-to-Water, Shell & Tube, 48"

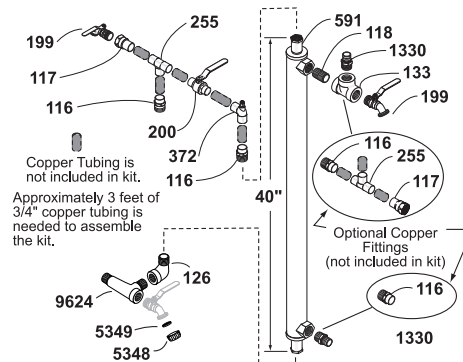
Water-to-Water Heat Exchanger, Double Wall



The Water-to-Water, Double Wall Heat Exchanger is a water-to-water, domestic water heat exchanger with 3/4" copper sweat ports. Install on existing water heater for thermal circulating heat transfer.

p/n Description
318 Heat Exchanger, Water-to-Water, Double Wall, 42"

Water-to-Water Heat Exchanger & Fittings Kit



Copper Tubing is not included in kit. Approximately 3 feet of 3/4" copper tubing is needed to assemble the kit.

Install on existing domestic water heater for thermal circulating heat transfer. Side ports and end ports are 3/4" FIP. Fittings Kit is sold separately.

p/n Description
591 Water-to-Water Heat Exchanger, 40"
2053 Fittings Kit

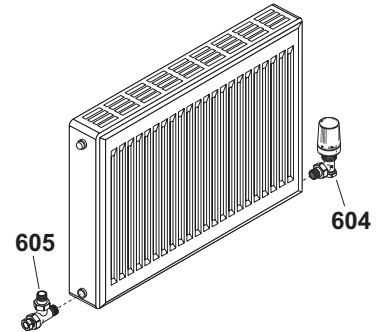
Automatic Vent Valve



Vents air automatically. For use in pressurized systems only. Fitting is 1/8" NPT.

p/n Description
286 Automatic Vent Valve

Panel Radiators



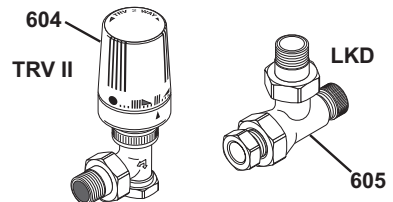
Type 21G Double Panel Single Convactor and Type 22G Double Convactor panel radiators in various sizes and Btu output. Valves (p/n 604, 605 are sold separately).

p/n	Baseboard Equivalent	Output (Btu/hr)	Fan Convactor Equivalent
600	6 feet	3,100	N/A
601	10 feet	5,000	6777, 6774, 6839
602	14 feet	7,200	6776, 6780
603	18 feet	10,000	6779, 6773

- No electricity required, no thermostats, no extra pumps
- Easy installation - includes mounting bracket and thread sealer

p/n Description
600 Panel Radiator, 32" x 16"
601 Panel Radiator, 35-1/2" x 24"
602 Panel Radiator, 51-1/2" x 24"
603 Panel Radiator, 55-1/4" x 24"

Thermostatic Radiator Valves

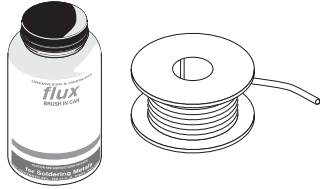


Each valve body is threaded for nominal iron pipe threads and also comes with a compression nut and ferrule.

p/n Description
604 TRV II Valve Body and Head, 1/2" Vertical
605 LKD Valve Body with No Cap, 1/2" Preset Flow Rate

SOLDER AND FLUX, CONNECTIONS


Solder & Soldering Flux



Low melting-point solder for easier soldering. Soldering flux includes brush. Use for easier soldering of copper sweat fittings.

p/n	Description
1325	Solder
100	Soldering Flux (6 oz)

Cleaning Brush



For cleaning the inside of copper fittings.

p/n	Description
378	Cleaning Brush, 3/4"
379	Cleaning Brush, 1"

Hex Bushing



Hex bushing with national pipe threads (NPT).

p/n	Description
388	Hex Bushing, 1-1/4" x 3/4"
105	Hex Bushing, 1-1/2" x 3/4"
412	Hex Bushing, 1-1/4" x 1/2"
325	Hex Bushing, 3/4" x 1/2"
180	Hex Bushing, 3/4" x 1/8"
408	Hex Bushing, 1-1/2" x 1-1/4"

Brass Hex Bushing



Brass NPT reducing bushing.

p/n	Description
385	Brass Hex Bushing, 1-1/2" x 3/4"
3851	Brass Hex Bushing, 1-1/4" x 3/4"
3042	Brass Hex Bushing, 1/2" x 1/8"

Brass Pipe Union, FIP



Suggested for use with plate-style heat exchanger installations.

p/n	Description
5907	Brass Pipe Union, 3/4"
5908	Brass Pipe Union, 1"
5909	Brass Pipe Union, 1-1/4"

Nipple



Extra-heavy male pipe thread (MPT) nipples. Nipple (p/n 118) is used with pumps and ball valves. Brass nipples must be used on stainless steel furnaces.

p/n	Description
118	Nipple, 3/4" x close
409	Nipple, 1-1/4" x close
314	Nipple, 1-1/2" x close
533	Nipple, 3/4" x 2"
534	Nipple, 3/4" x 7"
535	Nipple, Brass, 3/4" x 2"
536	Nipple, Brass, 3/4" x 7"
11157	Nipple, Black, 1-1/4" x 3"

Brass Hose Bib



Brass hose bib, 3/4" MPT. Use brass cap (p/n 5348) with washer (p/n 5349) to cover end.

p/n	Description
199	Brass Hose Bib, 3/4" MPT
5349	Washer, 3/4"
5348	Cap, Brass, 3/4"

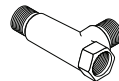
Tee, 3/4" NPT



Both Tees are 3/4" NPT. Black Tee (p/n 133) can be used for vent option near pump. Brass Tee (p/n 3850) can be used in domestic water situations.

p/n	Description
133	Tee, Black, 3/4" NPT
3850	Tee, Brass, 3/4" NPT

Brass Tee, 3/4"



Brass Tee, 3/4" male x female x male. Mainly used for installing heat exchanger on water heater when push-fit fittings are used.

p/n	Description
9624	Tee, Brass, 3/4"

Brass Offset Tee, 4"



Can be used in conjunction with the Temperature Gauge (p/n 174 or p/n 6054) for monitoring furnace supply water temperature, or may be used instead of Nipple (p/n 533) and 90° Street Elbow (p/n 274) on supply and/or return bung.

p/n	Description
6764	Brass Offset Tee, 4"

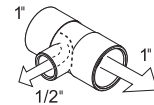
Pipe Plug



Pipe Plug, MPT, black, unless noted.

p/n	Description
331	Pipe Plug, 3/4"
574	Pipe Plug, Brass 3/4"
336	Pipe Plug, 1-1/2"
383	Pipe Plug, 1-1/4"
6557	Pipe Plug, Brass 1/2"

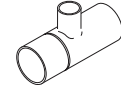
Diverter Tee



The diverter tee is an excellent sweat fitting used mainly with fan-forced heaters.

p/n	Description
6782	Diverter Tee, 1" x 1" x 1/2"

Monoflo Copper Tee



Used to divert water into fan-forced heaters and radiators.

p/n	Description
4976	Copper Tee, 1" x 1" x 1/2"

45° Street Elbow



NPT 45° Street Elbow (black).

p/n	Description
124	45° Street Elbow, 3/4"

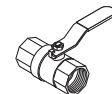
90° Street Elbow



90° Street Elbow in different sizes.

p/n	Description
411	90° Street Elbow, 1-1/4"
274	90° Street Elbow, 3/4"
126	90° Street Elbow, Brass, 3/4"

Ball Valve




Brass FIP Ball Valve. The 3/4" Full Port Ball Valve (p/n 198) is used on both sides of the pump and on the furnace for each water line.

p/n	Description
186	Ball Valve, 1/2"
198	Ball Valve, 3/4" Full Port
410	Ball Valve, 1-1/4"

VALVES, MANIFOLDS, STRAINERS, CONNECTIONS, ADAPTERS

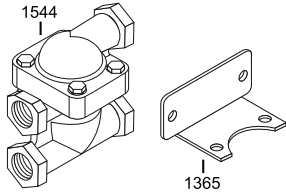
3-Way Valve



Manually operated, FIP, brass 3-Way Valve.

p/n	Description
330	3-Way Valve, Brass 3/4" FIP

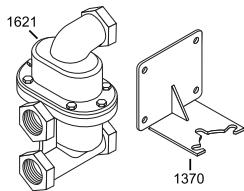
3/4" Thermostatic Valve Kit



The Thermostatic Valve prevents the water temperature from dropping below the optimal operating temperature.

p/n	Description
1544	3/4" NPT Thermostatic Valve Kit
1365	Mounting Bracket for 3/4" NPT Thermostatic Valve

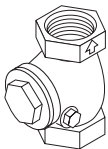
1-1/4" Thermostatic Valve Kit



The Thermostatic Valve prevents the water temperature from dropping below the optimal operating temperature.

p/n	Description
1621	1-1/4" NPT Thermostatic Valve Kit
1370	Mounting Bracket for 1-1/4" NPT Thermostatic Valve

Brass Swing Check Valve



Brass Swing Check Valve with FIP fittings prevents reverse circulation.

p/n	Description
296	Brass Swing Check Valve, 3/4"
5871	Brass Swing Check Valve, 1-1/4"


Cast Iron Manifold



Cast Iron Manifold features 1-1/2" FIP inlet and four 3/4" FIP outlets.

p/n	Description
407	Cast Iron Manifold

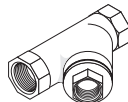
Manifold



Manifold features two 1-1/4" fittings, six 3/4" FIP fittings and two 1-1/4" bungs (one at each end) for large building system. Manifold measures 3" x 3" x 33-1/2".

p/n	Description
395	Manifold

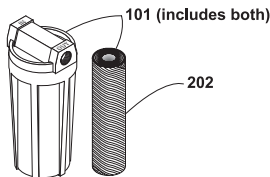
Y-Strainer



Y-Strainer with 0.20 mesh and FIP fittings. Recommended when installing plate-style heat exchangers. For 3/4" Y-Strainer, use 1/2" Brass Pipe Plug (p/n 6557) for cleanout port. For 1" Y-Strainer, use 3/4" Brass Pipe Plug (p/n 574) for cleanout port.

p/n	Description
1695	Y-Strainer, 3/4" Brass
573	Y-Strainer, 1" Brass
1694	Y-Strainer, 1-1/4" Black

Hot Filter & Cartridge



Hot Filter (#10) with cartridge, 3/4" FIP fittings.

p/n	Description
101	Hot Filter, 3/4" FIP
202	Cartridge, #10

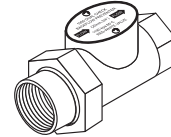
Brass Coupling



Brass Coupling with 3/4" threaded fittings.

p/n	Description
5367	Brass Coupling, 3/4" thread

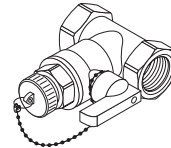
Backflow Preventer



Used to protect water supplies from contamination.

p/n	Description
8364	Backflow Preventer, 3/4"

Purging and Filling Tee



Used to fill system and purge system of air.

p/n	Description
134	Purging and Filling Tee, 1"

Female Adapter, 3/4" Hose



p/n	Description
4928	Brass Adapter, 3/4" female hose x 3/4" male pipe

Male Adapter, 3/4" Hose



p/n	Description
4929	Brass Adapter, 3/4" male hose x 3/4" male pipe

Brass Fittings for 1-1/4" PEX Pipe



Brass fittings for 1-1/4" PEX pipe. To ease installation, it is recommended that a heat gun be used on the 1-1/4" PEX pipe.

p/n	Description
380	Male Adapter, 1-1/4" barb x 1-1/4" MIP
381	Brass Coupling, 1-1/4" barb x 1-1/4" barb
382	Brass Elbow, 1-1/4" barb x 1-1/4" barb

PEX 1-1/4" Pipe

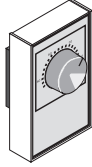


High-density, oxygen barrier, cross-link pipe, rated for 180°F. Each length should be insulated separately as two will not fit inside Central Therm insulation.

p/n	Description
5670	PEX 1-1/4" Pipe, 150'
386	PEX 1-1/4" Pipe, 300'

THERMOSTATS, TRANSFORMERS, AQUASTATS

Line Voltage Thermostat



Line Voltage Thermostat (120-volt) used to start the fan on forced-air systems.

p/n	Description
1267	Line Voltage Thermostat

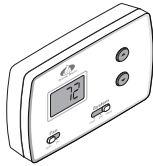
Programmable 24-Volt Thermostat



Can be used in conjunction with zone valves, zone pumps and forced-air systems or used to operate 24-volt 3-way zone valves (requires 24-volt transformer).

p/n	Description
588	Programmable 24-Volt Thermostat

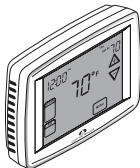
Single-stage, Non-programmable 24-Volt Thermostat



Can be used in conjunction with zone valves, zone pumps and forced-air systems or used to operate 24-volt 3-way zone valves (requires 24-volt transformer).

p/n	Description
731	Non-programmable 24-Volt Thermostat


Multi-stage 24-Volt Thermostat



Large, easy-to-read screen allows homeowners to use one thermostat to control up to three stages of heat and two stages of cooling. Fully programmable. Must be installed and wired by a qualified service technician.

p/n	Description
587	Multi-stage 24-Volt Thermostat

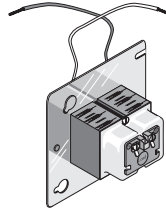
Plug-in Thermostat



Plug-in Thermostat, 13.5-amp rated, 110-Volt, is for operating fan.

p/n	Description
368	Plug-in Thermostat

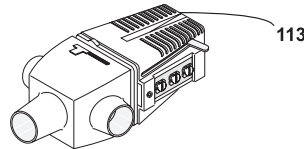
24-Volt Transformer



Used with 24-volt wall thermostat and 24-volt zone valves.

p/n	Description
188	24-Volt Transformer

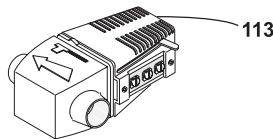
3-Way Zone Valve, 24-Volt



Used to bypass water for radiant floor heat, baseboard heat, swimming pool heaters, etc. (requires 24-volt transformer).

p/n	Description
114	3-Way Zone Valve, 24-Volt, 1" sweat fittings
127	3-Way Zone Valve, 24-Volt, 3/4" sweat fittings
113	Replacement Head

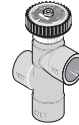
2-Way Zone Valve, 24-Volt



Used to bypass water for radiant floor heat, baseboard heat, swimming pool heaters, etc. (requires 24-volt transformer).

p/n	Description
671	2-Way Zone Valve, 24-Volt, 1" sweat fittings
571	2-Way Zone Valve, 24-Volt, 3/4" sweat fittings
113	Replacement Head

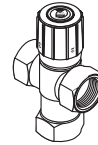
Tempering Valve



Mixing valve for tempering hot water, with an adjustable temperature range between 120-160°F.

p/n	Description
163	Tempering Valve, 1/2" sweat fittings
140	Tempering Valve, 3/4" sweat fittings

Thermostatic Mixing Valve



For controlling water temperature in various types of radiant heat systems. Temperature range 70°F - 180°F (except p/n 306, range 70°F - 145°F). These are not anti-scald valves and are not intended to be used on water heaters with these temperature ranges.

p/n	Description
306	Thermostatic Mixing Valve, 1/2" NPT fittings
327	Thermostatic Mixing Valve, 3/4" NPT fittings
329	Thermostatic Mixing Valve, 1" NPT fittings

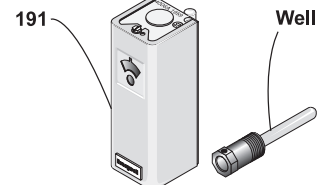
Thermostatic Mixing Valve



Designed specifically for water heaters, with a temperature range of 90°F - 130°F.

p/n	Description
326	Thermostatic Mixing Valve, 3/4" NPT fittings

Pool Aquastat



For controlling water temperature in pools, spas, etc., Pool Aquastat is immersible with a temperature range of 40-180°F in one-degree differential. With a pool or hot tub application, it is recommended to use a stainless steel well (p/n 1248). Well sold separately.

p/n	Description
191	Pool Aquastat, 1/2" NPT fitting
1247	Well, 1/2" NPT fitting
1248	Well, SS, 1/2" NPT fitting

BASEBOARDS, COPPER CONNECTIONS

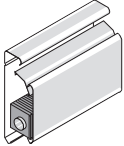
Baseboard Joiner



Used to cover joints in continuous lengths of baseboard.

p/n	Description
230	Baseboard Joiner

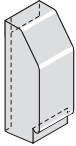
Baseboard, Complete



Each baseboard includes heating element and cover. Rated 610 Btu/ft at 180°F water temperature. Flow rate of 4 gal/min, 3/4" copper sweat fittings. End caps, joiners and corners sold separately.

p/n	Description
234	Baseboard, Complete, 2'
235	Baseboard, Complete, 3'
236	Baseboard, Complete, 4'
237	Baseboard, Complete, 5'
238	Baseboard, Complete, 6'

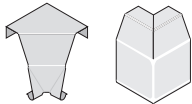
Baseboard End Cap



Left or right Baseboard End Caps for radiant baseboard water heater.

p/n	Description
232	Baseboard End Cap, Left
233	Baseboard End Cap, Right

Baseboard Corners



Inside and outside Baseboard Corner covers for radiant baseboard water heater.

p/n	Description
182	Baseboard Corner, Inside
183	Baseboard Corner, Outside

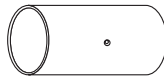
90° Street Elbow, 1" Copper



90° street elbow with 1" female sweat fitting on one end and 1" male sweat fitting on the other.

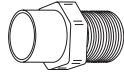
p/n	Description
103	Street Elbow, 1"

Copper Coupling



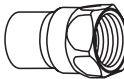
p/n	Description
146	Copper Coupling, 3/4" sweat x 3/4" sweat fittings
147	Copper Coupling, 1" sweat x 1" sweat fittings

Male Adapter, Copper



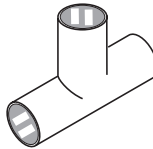
p/n	Description
116	Male Adapter, 3/4" sweat x 3/4" MIP fittings
120	Male Adapter, 1" sweat x 1" MPT fittings

Female Adapter, Copper



p/n	Description
164	Female Adapter, 1" sweat x 3/4" FIP fittings
117	Female Adapter, 3/4" sweat x 3/4" FIP fittings

Tee, Copper



p/n	Description
138	Tee, Copper Pipe, 1" x 1" x 1" sweat fittings
255	Tee, Copper Pipe, 3/4" x 3/4" x 3/4" sweat fittings

Reducing Tee, Copper



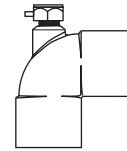
p/n	Description
178	Reducing Tee, 1-1/2" x 1" x 1" sweat fittings

Copper End Cap



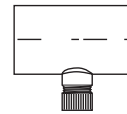
p/n	Description
376	Copper End Cap, 1" sweat fitting

Vent Elbow, Copper



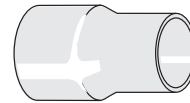
p/n	Description
372	Vent Elbow, 3/4" x 3/4" sweat fittings
112	Vent Elbow, 1" x 1" sweat fittings

Drain Coupling, Copper



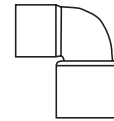
p/n	Description
373	Drain Coupling, Copper Pipe, 3/4" x 3/4" sweat fittings

Reducer, Copper



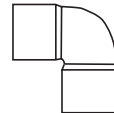
p/n	Description
231	Reducer, Copper Pipe, 1" x 3/4" sweat fittings

90° Reducing Elbow, Copper



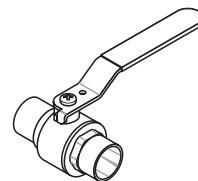
p/n	Description
123	90° Reducing Elbow, Copper Pipe, 1" x 3/4" sweat fittings

90° Elbow, Copper



p/n	Description
276	90° Elbow, Copper Pipe, 3/4" x 3/4" sweat fittings
277	90° Elbow, Copper Pipe, 1" x 1" sweat fittings

Sweat Ball Valve



p/n	Description
200	Sweat Ball Valve, 3/4" x 3/4" sweat fittings

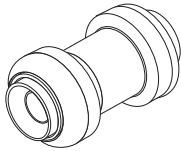
PUSH-FIT FITTINGS

Push-fit Fittings

Push-fit Fittings are designed to simplify pipe installation. The fittings allow the user to connect pipe in seconds with relative ease.

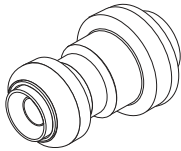
- Instant push-fit connection for increased ease-of-use.
- No soldering, clamps, unions or glue required.
- Fits copper tubing and PEX piping and connects in any combination.

Coupling, Straight



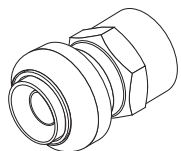
- p/n Description
 606 Coupling, Straight, 1/2" x 1/2"
 607 Coupling, Straight, 3/4" x 3/4"
 608 Coupling, Straight, 1" x 1"

Coupling, Reducing



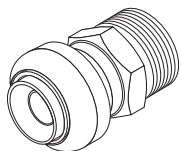
- p/n Description
 609 Coupling, Reducing, 1" x 3/4"

Connector, Straight




- p/n Description
 610 Connector, Straight, 1/2" x 1/2" FNPT
 611 Connector, Straight, 1" x 1" FNPT

Connector, Straight



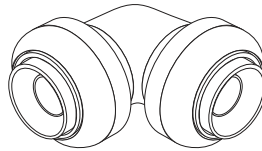
- p/n Description
 612 Connector, Straight, 1" x 3/4" MNPT

Connector, Straight



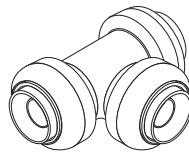
- p/n Description
 9264 Connector, Straight, 3/4" x 3/4" MIP

Elbow



- p/n Description
 613 Elbow, 1" x 1"
 9265 Elbow, 3/4" x 3/4"

Tee



- p/n Description
 614 Tee, 1" x 1" x 1"


Temperature Gauge Fitting



1/8" MPT Temperature Gauge (p/n 6054) installs on Temperature Gauge Fitting and fitting installs on push-fit fitting Tee (p/n 614).

- p/n Description
 1350 Temperature Gauge Fitting, 1" Push-fit x 1/8" NPT

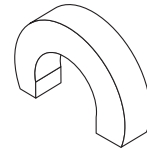
Depth Gauge/Deburring Tool



Deburs pipe and used to mark pipe to indicate when the pipe is inserted completely into the fitting. One tool for 1/2", 3/4" and 1" pipe.

- p/n Description
 615 Depth Gauge/Deburring Tool

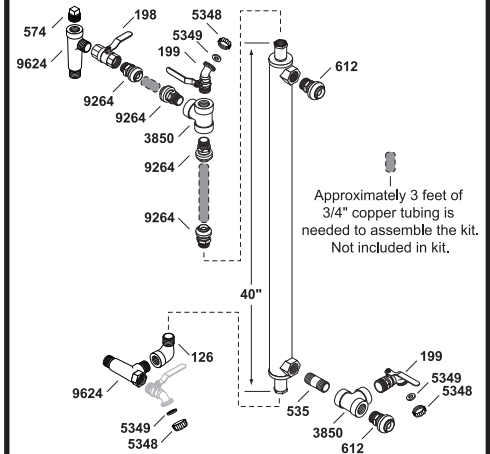
Disconnect Clip



Used to disconnect push-fit fittings quickly and easily.

- p/n Description
 616 Disconnect Clip, 1/2"
 617 Disconnect Clip, 3/4"
 618 Disconnect Clip, 1"

Push-fit Fittings Water Heater Kit



Install on existing domestic water heater for thermal circulating heat transfer. Water-to-water heat exchanger is sold separately.

- p/n Description
 9263 Push-fit Fittings Water Heater Kit

MAINTENANCE, REPLACEMENT AND OPTIONAL PRODUCTS

Water Softener Cartridge



For single use in filling water jacket, Water Softener Cartridge has 5,000 grains of removal capacity. For average water with 10 grains hardness, will treat 500 gallons water. May also be connected together to increase removal capacity.

p/n	Description
1310	Water Softener Cartridge

Corrosion Inhibitor Plus



Corrosion Inhibitor plus Polymer Solution helps protect exchangers and pumps against solids adhering to system parts. Refer to chart below for amounts used in each model furnace.

Models	Corrosion Inhibitor Amount
CL 4030	3/4 unit
CL 5036	1 unit
CL 6048	2 units
E-Classic 3200	2 units
E-Classic 2400	1-3/4 units
E-Classic 2300	2-1/2 units
E-Classic 1400	1 unit
Pallet Burner	3 units
CL 7260	4 units
Maxim M175, M250	1/2 unit

p/n	Description
1650	Corrosion Inhibitor Plus

Sludge Conditioner

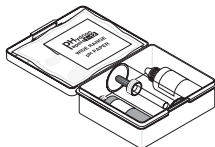


Reduces mineral deposits in boiler side of water-to-water heat exchangers. Refer to chart below for amounts used in each model furnace.

Models	Sludge Conditioner Amount
CL 4030	1/2 gal.
CL 5036, CL 6048	1 gal.
CL 7260, Pallet Burner	2 gal.

p/n	Description
166	Sludge Conditioner, 1 gal.

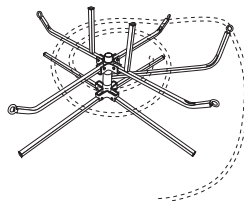
Water Test Kit



Water Test Kits and replacement items for testing your furnace water. Complete kits include pH test strips.

p/n	Description
405	Water Test Kit, Complete
597	Water Test Kit, Complete, Anti-Freeze Compatible
153	Litmus Paper
403	Permanganate
404	Sulfuric Acid

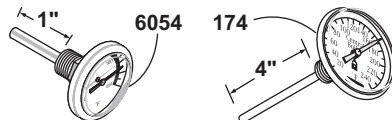
Decoiler



Useful when uncoiling and installing 1/2" tubing.

p/n	Description
1323	Decoiler

Temperature Gauges



In-line, dial temperature gauge with 1/2" MPT (p/n 174) is optional for manifold, pool heater systems, etc. Gauge (p/n 6054) is 1/8" MPT, 1" diameter with 1" stem length, for use in tight areas.

p/n	Description
6054	Temp. Gauge, 1/8" MPT
174	Temp. Gauge, 1/2" MPT

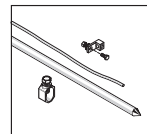
Tile Tape



Recommended for taping Central Therm Insulation joints after gluing with contact cement.

p/n	Description
251	Tile Tape, roll


Grounding Rod Kit



Used to electrically ground the furnace.

p/n	Description
6593	Grounding Rod Kit

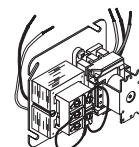
Indoor Water Temperature Indicator Kit



Remote inline monitoring of water temperature (battery operated). Includes LCD, 75 feet of cord and probe. Dip switch can be set to either Fahrenheit or Celsius. NOTE: Black Tee (p/n 133) and Hex Bushing (p/n 180) are not included with the kit.

p/n	Description
5052	Indoor Water Temperature Indicator Kit
133	Tee, Black, 3/4" NPT
180	Hex Bushing, 3/4" x 1/8"

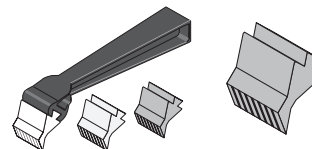
Fan Center Relay



The Fan Center Relay is used to control a 110-volt fan with a 24-volt thermostat.

p/n	Description
515	Fan Center Relay

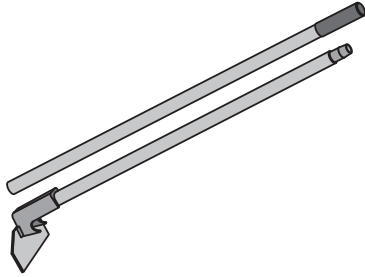
Fin Comb



Tool with six interchangeable heads for straightening fins on water-to-air heat exchangers. For all units with 8, 9, 10, 11, 12 and 14 fins per inch.

p/n	Description
5918	Fin Comb

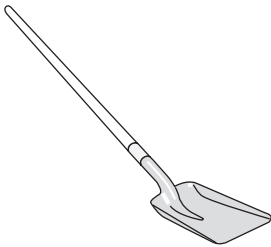
Hoe



Used as a firebox maintenance tool, hoe comes with metal handle.

p/n	Description
308	Hoe

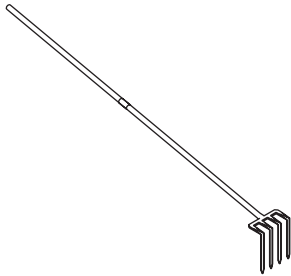
Ash Shovel



Used for removing ashes from furnace.

p/n	Description
299	Ash Shovel

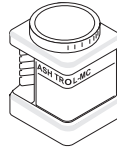
Ash Rake



Long, metal-handled ash rake is used to pull coals forward and to stir ashes.

p/n	Description
300	Ash Rake

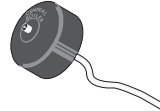
Ashtrol



Used as a furnace firebox pH modifier.

p/n	Description
297	Ashtrol, 6.25 lbs

Vent Cap - Classic Models



Replacement Vent Cap for Classic outdoor furnaces helps prevent water loss through the vent pipe.

p/n	Description
320	Vent Cap - Classic Models

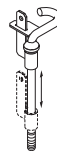
Linkage



Linkage between the solenoid and damper control. Each linkage comes complete with cotter pins.

p/n	Description
1266	Linkage, All Linkage Models
1270	Linkage, Wire Loop Models
6869	Spring-Assisted Linkage, All Linkage Models

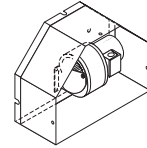
Door Lock Kit



Prevents unauthorized access to the firebox.

p/n	Description
5575	Door Lock Kit, for steel-door CL 7260 and Pallet Burner
537	Door Lock Kit, for other Cam Loc models (including CL 7260 cast-iron door)

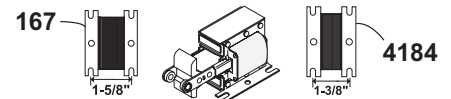
Draft Inducer



Bolts to existing draft hood (fan included). Must use 5-amp fuse. Do not use CL 7260 High-Output fan (p/n 5549) if a burner has been installed on the outdoor furnace.

p/n	Description
400	Draft Inducer, Side Draft
500	Draft Inducer, Ripple Front Door
700	Draft Inducer, Flat Front Door
6494	Draft Inducer, CL 7260 Door
6576	Draft Inducer, CL 7260 Dual Fuel Cast Door (w/ fuses)
5549	Draft Inducer, CL 7260 High-Output
8563	Draft Inducer Fan (only)

Solenoid



Because damper control solenoids are not interchangeable, check measurement and application dates carefully. Solenoid (p/n 167) is for pre-June 2000 models. Solenoid (p/n 4184) is for models after June 2000.

p/n	Description
167	Solenoid, 1-5/8" center-to-center bracket hole
4184	Solenoid, 1-3/8" center-to-center bracket hole

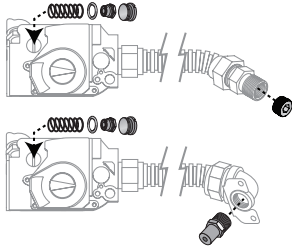
HeatTrac Controller Update Kits

Kits replace the HeatTrac Controller on furnaces. Kit (p/n 10904) is for furnaces with a hinged electrical box controller door. Kit (p/n 10902) is for furnaces with removable side panel cover.

p/n	Description
10904	HeatTrac Controller Update Kit (Models with Hinged Controller Door)
10902	HeatTrac Controller Update Kit (Models with Removable Side Panel Cover)

MAINTENANCE, REPLACEMENT AND OPTIONAL PRODUCTS - E-CLASSIC

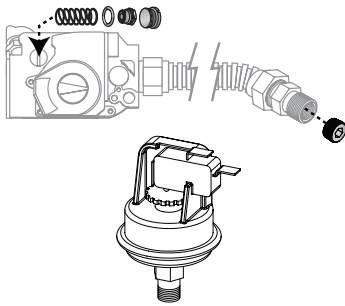
Natural Gas Conversion Kit



Converts E-Classic 2300 models from propane to natural gas.

p/n Description
10598 Natural Gas Conversion Kit

Natural Gas Conversion Kit



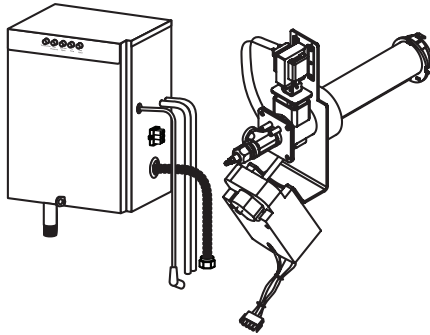
Converts E-Classic 1400 and 2400 (kit p/n 10588) or E-Classic 3200 (kit p/n 11274) models from propane to natural gas.

NOTE: NG Conversion Kit only needed for gas burner kits sold before Dec. 1, 2010. After that date, complete gas burner kits for LP or NG are available.

p/n Description
10588 Natural Gas Conversion Kit, E-Classic 1400/2400
31274 Natural Gas Conversion Kit, E-Classic 3200

p/n Description
10835 Pulse Timer Kit

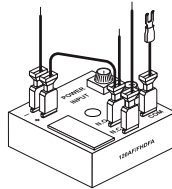
Gas Burner Kit



Optional gas burner for E-Classic 1400 IR, 2400 IR and 3200 IR models. Available for either LP (propane) or NG (natural gas).

p/n Description
10275 LP Gas Burner Kit, E-Classic 1400 IR Models
10215 LP Gas Burner Kit, E-Classic 2400 IR Models
11295 LP Gas Burner Kit, E-Classic 3200 IR Models
10990 NG Gas Burner Kit, E-Classic 1400 IR Models
10991 NG Gas Burner Kit, E-Classic 2400 IR Models
11350 NG Gas Burner Kit, E-Classic 3200 IR Models

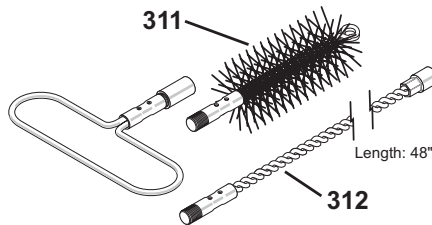
Pulse Timer Kit



Adds an air pulse timer relay to E-Classic 2300 wood only models for setting the duration of the air pulse and the length of time between them. For E-Classic 2300 wood only models with a serial number prior to E17808.

p/n Description
10835 Pulse Timer Kit

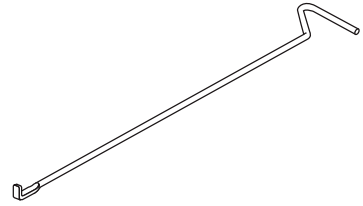
Flue Brush & Handle



Used to clean the flue passageways. Flue Brush Kit (p/n 310) includes 311, 312 and handle. Not to be used for cleaning 6" or 8" chimney.

p/n Description
310 Flue Brush Kit

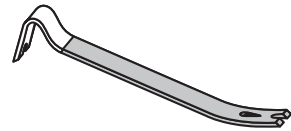
Cleaning Rod



Used to clean the firebox of E-Classic models.

p/n Description
9439 Cleaning Rod, E-Classic

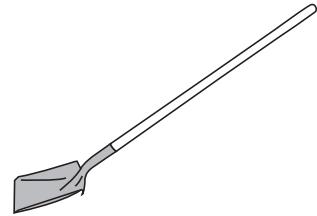
Wonder Bar



Used to clean the firebox of E-Classic models.

p/n Description
10691 Wonder Bar

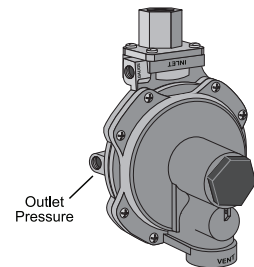
Ash Shovel



Used to remove ash from E-Classic models.

p/n Description
1970 Ash Shovel

2-Stage Gas Regulator Kit

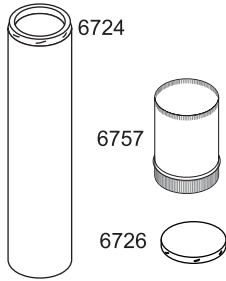


Regulates the gas pressure in an LP tank. For all E-Classic or Maxim models.

p/n Description
1930 2-Stage Gas Regulator Kit

CHIMNEY COMPONENTS - CLASSIC, E-CLASSIC AND PALLET BURNER

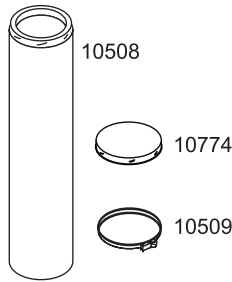
Classic Stainless Steel Chimney Sections



Type HT listed, factory-built, all stainless steel chimney section. If connecting to Chimney Extension (p/n 10508), use the 8" Chimney Band Clamp Kit (p/n 4518) at the joints. Sections are four feet long.

p/n	Description
6724	Chimney Extension, 4'
6757	Chimney Conversion Adapter, 8"
6726	Chimney Rain Cap, 8"

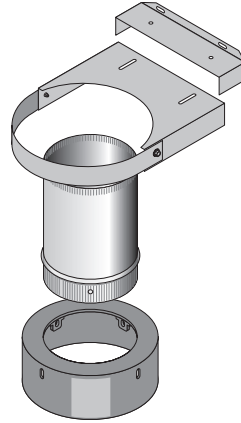
E-Classic Stainless Steel Chimney Section



Stainless steel 8" x 48" chimney currently shipped with E-Classic model outdoor furnaces. Have shipped with E-Classic 1400 since s/n E100299 and with E-Classic 2300 since s/n E17856. Compatible with Chimney Extension (p/n 6724). If connecting to Chimney Extension (p/n 6724), use the 8" Chimney Band Clamp Kit (p/n 4518) at the joints, not the Chimney Locking Band (p/n 10509). For outdoor applications only. Not to be used for venting of indoor heating appliances.

p/n	Description
10508	Chimney Extension, 4'
10509	Chimney Locking Band
10774	Chimney Rain Cap, 8"

Chimney Components

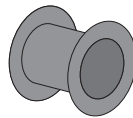


The Chimney Adapter Kit (p/n 10895) is used to convert CL 7260 and Pallet Burner models to the new chimney style (p/n 6724). The conversion will require three Chimney Extensions (p/n 6724).

Chimney Extension Components

p/n	Description
10895	Chimney Adapter Kit, 10" to 8", For Pallet Burner and CL 7260 models
6172	Elbow, 8", 45-degree
6173	Chimney Section, 8" x 24" for Tower Installation

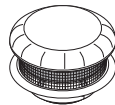
Chimney Tee Restrictor Kit



Installed in chimney tee to lower the burn rate. For use only with CL 4030, CL 5036 and CL 6048 models.

p/n	Description
10970	Chimney Tee Restrictor Kit

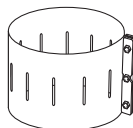
Spark Arrestor



Stainless steel Spark Arrestor for the new-style chimney (p/n 6724).

p/n	Description
396	Spark Arrestor

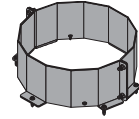
8" Chimney Band Clamp Kit



Reinforces strength between two sections of 8" chimney.

p/n	Description
4518	Chimney Band Clamp Kit, 8"

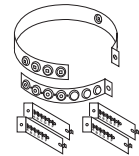
8" Chimney Base Brace Kit



Used to reinforce the chimney base when three or more chimney sections are used.

p/n	Description
4519	Chimney Base Brace Kit, 8"


Chimney Attachment Ring



Used with electrical conduit (not included) to reinforce chimney when five or more sections are used. Must be located directly below 8" Chimney Band Clamp (p/n 4518) to reduce stress on the joint.

p/n	Description
774	Chimney Attachment Ring

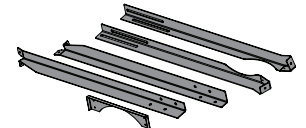
Chimney Support Brace Kit



Reinforces strength of chimney support when several chimney sections are used. For use only with CL 4030, CL 5036 and CL 6048 models.

p/n	Description
4554	Chimney Support Brace Kit

Chimney Support Brace Kit



Reinforces strength of chimney support when several chimney sections are used. For use only with CL 7260 and Pallet Burner models.

p/n	Description
8402	Chimney Support Brace Kit

8" Chimney Guy-Wire Band Kit

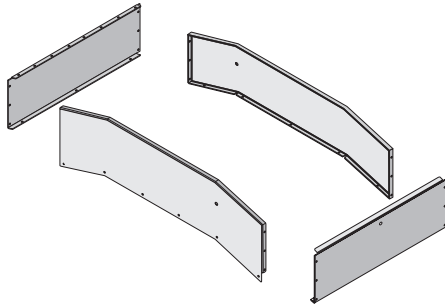


Used to provide additional stability to chimneys in installations where property damage could occur within the fall zone of the chimney. Guy wire is not included in kit.

p/n	Description
778	Chimney Guy-Wire Band Kit

MAINTENANCE, REPLACEMENT AND OPTIONAL PRODUCTS - MAXIM

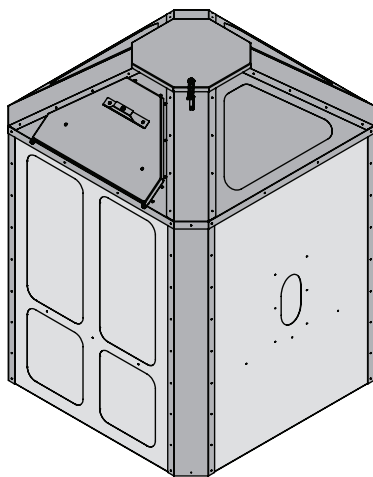
Hopper Extension Kit



Increases hopper capacity by 3 bushels. For M175 models only.

p/n	Description
4536	Hopper Extension Kit - Green
4537	Hopper Extension Kit - Terra Brown

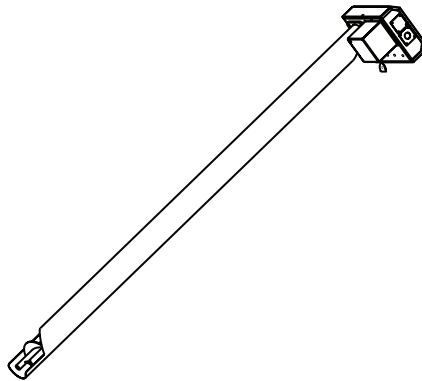
48-Bushel Hopper Kit



Increases fuel storage capacity for Maxim M175 and M250 models. Does not include auxiliary auger. If the 48-Bushel Hopper is to be located to the back of the outdoor furnace, use the 6' Auxiliary Auger Kit (p/n 9453). If it is located on the side of the outdoor furnace, use the 5-1/2' Auxiliary Auger Kit (p/n 9440). Available in either green and olive gray or terra brown and taupe to match the Maxim.

p/n	Description
9760	48-Bushel Hopper Kit - Green and Olive Gray
9660	48-Bushel Hopper Kit - Terra Brown and Taupe

Auxiliary Auger Kits for Maxim

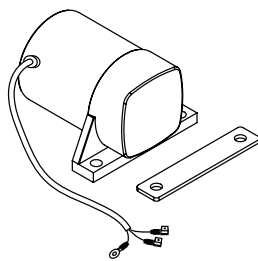


Transfer augers for external hopper. Use 6' Auxiliary Auger Kit (p/n 9453) with the 48-Bushel Hopper Kit (p/n 9660 or 9760) when the hopper is located to the back of the furnace. Use 5-1/2' Auxiliary Auger Kit (p/n 9440) with the 48-Bushel Hopper Kit (p/n 9660 or 9760) when the hopper is located to the side of the furnace. The 8' Auxiliary Auger Kit (p/n 9454) will not work with the 48-Bushel Hopper.

NOTE: For furnaces with a serial number prior to M16073, the Power Cord (p/n 4177) must be purchased separately.

p/n	Description
9453	Auxiliary Auger Kit, 6'
9440	Auxiliary Auger Kit, 5-1/2'
9454	Auxiliary Auger Kit, 8'
4177	Power Cord (see note above)

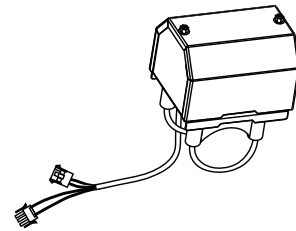
Hopper Vibrator Kit



Vibrator attaches to the side of the Maxim's integrated hopper to keep fuel from bridging. Templates provided for both M175 or M250 models.

p/n	Description
9691	Hopper Vibrator Kit

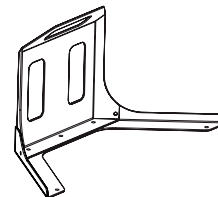
Auxiliary Auger Vibrator w/Timer Kit



Vibrator is installed on the auxiliary auger connected to an external 43-bushel or 48-bushel hopper. For use with Auxiliary Auger Kits 9440, 9453 and 9454 only. Vibration occurs based on timer setting.

p/n	Description
9458	Auxiliary Auger Vibrator w/Timer Kit

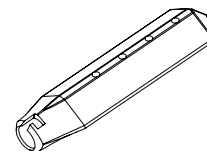
Bag Holder Kit



Bag Holder attaches to the inside of the door of the 48-Bushel Hopper to support bag of fuel.

p/n	Description
9804	Bag Holder Kit

Aerator



The aerator supplies oxygen to the fuel for the most complete combustion.

p/n	Description
9707	Aerator, Cast
9710	Aerator, Stainless Steel

3/8" Cleaning Rod

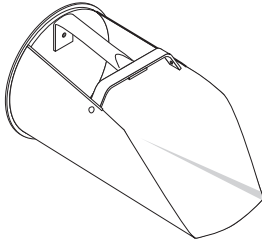


Used to clean burn chamber.

p/n	Description
317	3/8" Cleaning Rod

MAINTENANCE, REPLACEMENT AND OPTIONAL PRODUCTS - MAXIM

Ash Scoop



4-Quart galvanized Ash Scoop is ideal for cleaning ashes from furnace.

p/n	Description
315	Ash Scoop

Round Pipe Caps



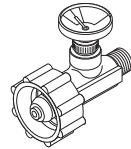
p/n	Description
332	3/4" Round Pipe Cap
333	1-1/4" Round Pipe Cap

24V Transformer



p/n	Description
4045	24V Transformer

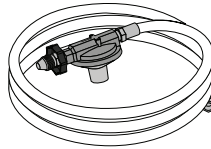
Propane Shut-off with Level Indicator



Used to monitor propane in a BBQ-style tank with Type 1 Acme threads connected to a Maxim furnace.

p/n	Description
4220	Propane Shut-off with Level Indicator

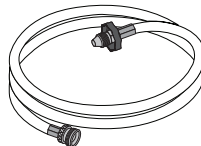
Gas Hose w/Regulator



For use with M175 models only. Not recommended for use in cold weather.

p/n	Description
5567	Gas Hose w/Regulator

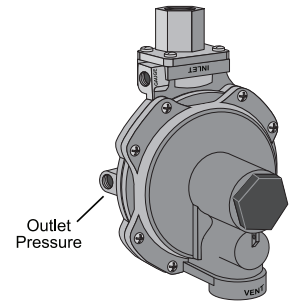
High Pressure Gas Hose Adapter



For M250 models when attaching to an external propane tank larger than one pound.

p/n	Description
9293	Gas Hose Adapter, High Pressure

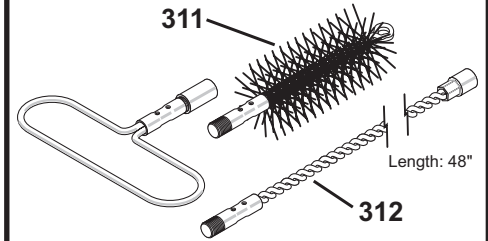
2-Stage Gas Regulator Kit



Regulates the gas pressure in an LP tank. For all E-Classic or Maxim models.

p/n	Description
1930	2-Stage Gas Regulator Kit

Flue Brush & Handle



Used to clean the flue passageways. Flue Brush Kit (p/n 310) includes 311, 312 and handle. Not to be used for cleaning 6" or 8" chimney.

p/n	Description
310	Flue Brush Kit

CHIMNEY COMPONENTS - MAXIM

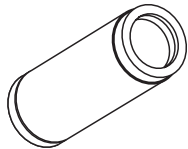
Maxim Stainless Steel Chimney Sections



Type HT listed, factory-built, all stainless steel 6" chimney section. Sections are four feet long.

p/n	Description
6797	Chimney Extension, 4'
4082	Chimney Rain Cap

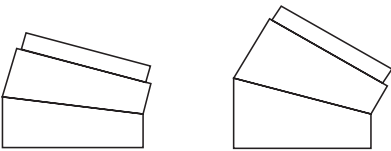
Maxim Chimney Lengths



Three lengths of insulated chimney to obtain the required installation height. Features a 1/8-turn Twist-Lock assembly.

p/n	Description
757	Chimney Length, 12"
758	Chimney Length, 24"
759	Chimney Length, 36"

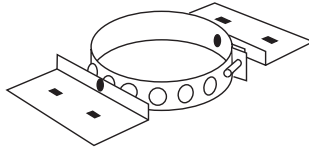
Chimney Elbow



Allows an offset of a chimney to by-pass an obstacle. A maximum of two offsets (four elbows) is allowed.

p/n	Description
760	Chimney Elbow, 15°
761	Chimney Elbow, 30°

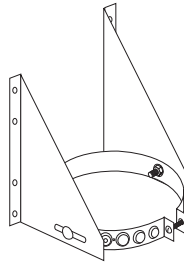
Universal Roof Support



Adjustable to any roof pitch, designed to support chimney when chimney height exceeds loadbearing capacity of primary support.

p/n	Description
769	Universal Roof Support

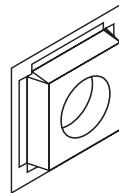
Universal Offset/Wall Support



Supports chimney above the offset of a vertical wall or as a wall support above the insulated tee.

p/n	Description
770	Universal Offset/Wall Support

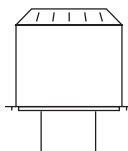
Radiation Shield



Used where the chimney passes through a ceiling or exterior opening when insulation is required. Must be used in combination with an attic radiation shield when passing through an attic.

p/n	Description
764	Radiation Shield

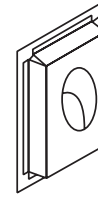
Attic Radiation Shield



Protects combustible materials when a chimney passes through an attic. Used with radiation shield in applications when chimney passes through an attic.

p/n	Description
763	Attic Radiation Shield

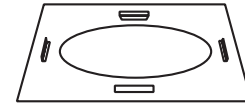
Wall Radiation Shield



Designed for use when the chimney passes through a wall at an angle.

p/n	Description
771	Wall Radiation Shield

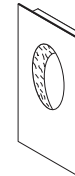
Firestop



Used in combination with a radiation shield to provide additional protection when a chimney passes through combustible materials.

p/n	Description
765	Firestop

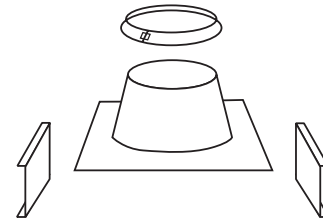
Firestop



For use with radiation shield for offset installations.

p/n	Description
751	Firestop

Flashing, Flat Roof

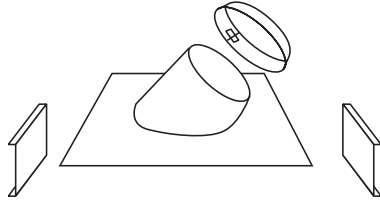


Seals a chimney length when passing through a flat roof. Includes storm collar.

p/n	Description
766	Flashing, Flat Roof

CHIMNEY COMPONENTS - MAXIM

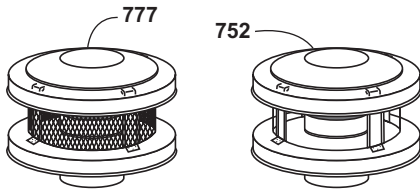
Flashing, Adjustable Roof



Required for chimney installations passing through a roof peak. Available in two models for different roof pitches.

p/n	Description
767	Flashing, Adjustable Roof, 1/12 to 7/12 Pitch
754	Flashing, Adjustable Roof, 8/12 to 12/12 Pitch
768	Flashing, Adjustable Roof, 12/12 to 21/12 Pitch

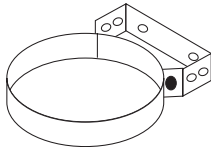
6" Chimney Cap



Cap for 6" chimney, with or without screen.

p/n	Description
777	Chimney Cap, 6" w/screen
752	Chimney Cap, 6" w/o screen

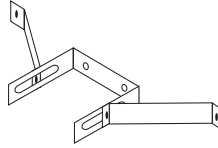
Reinforced Wall Band



Intended primarily to stabilize chimney along exterior wall in areas subject to high winds. Use of these bands at 10' intervals is recommended.

p/n	Description
772	Reinforced Wall Band

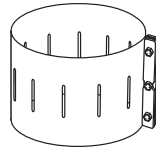
Wall Band Extension



When used in combination with wall band, extends clearance between chimney's outer casing and the wall from 2" to 4".

p/n	Description
773	Wall Band Extension

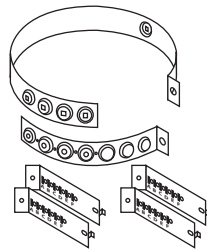
6" Chimney Band Clamp Kit



Reinforces strength between two sections of 6" chimney.

p/n	Description
9535	Chimney Band Clamp Kit, 6"

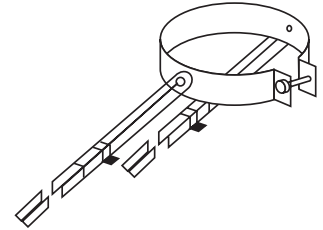
Chimney Attachment Ring



For use on an interior or exterior wall, stabilizes chimney while providing required clearance from combustible surface. Use of Chimney Attachment Rings at maximum intervals of 8' is recommended.

p/n	Description
774	Chimney Attachment Ring

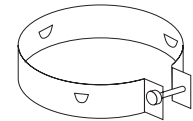
Universal Roof Brace



For stabilizing a chimney extending from 5' to 9' beyond the roof, or when chimney is exposed to high winds. Includes tightening collar and adjustable legs.

p/n	Description
775	Universal Roof Brace

Guy-Wire Band



Attached to the outer casing of the chimney to hold three guy-wires (not included). Recommended for chimneys exceeding the roof by 5' to 13' maximum.

p/n	Description
776	Guy-Wire Band

NUMERICAL PARTS LIST

100	Soldering Flux (6 oz.)	9	293	PEX Hanger, 1/2"	7	610	Connector, Straight, 1/2" x 1/2" FNPT	13
101	Hot Filter, 3/4" FIP	10	295	PEX Hanger, 1"	7	611	Connector, Straight, 1" x 1" FNPT	13
102	Heat Exchanger Coil, 95k Btu	2	296	Brass Swing Check Valve, 3/4"	10	612	Connector, Straight, 1" x 3/4" MNPT	13
103	Street Elbow, 1"	12	297	Ashtray, 6.25 lbs	15	613	Elbow, 1" x 1"	13
104	Clamp Crimp Ring Removal Tool	6	299	Ash Shovel	15	614	Tee, 1" x 1" x 1"	13
105	Hex Bushing, 1-1/2" x 3/4"	9	300	Ash Rake	15	615	Depth Gauge/Deburring Tool	13
106	Heat Exchanger Coil, 100k Btu	2	301	Air Handler Cabinet, 100k-140k Btu, front access	3	616	Disconnect Clip, 1/2"	13
106	Heat Exchanger Coil, 100k Btu	2, 3	303	Air Handler Cabinet, 185k-220k Btu, front access	3	617	Disconnect Clip, 3/4"	13
107	Heat Exchanger Coil, 125k Btu, straight outlets	2	306	Thermostatic Mixing Valve, 1/2" NPT fittings	11	618	Disconnect Clip, 1"	13
108	Heat Exchanger Coil, 140k Btu	2, 3	308	Hoe	15	671	2-Way Zone Valve, 24-Volt, 1" sweat fittings	11
109	Heat Exchanger Coil, 80k Btu	2	310	Flue Brush Kit	16, 19	672	Central Therm Sleeve, 800'	7
110	Heat Exchanger Coil, 185k Btu	2	314	Nipple, 1-1/2" x close	9	700	Draft Inducer, Flat Front Door	15
111	Heat Exchanger Coil, 220k Btu	2	315	Ash Scoop	19	704	Heat Exchanger Coil, 125k Btu, 90° outlets	2
112	Vent Elbow, 1" x 1" sweat fittings	12	317	3/8" Cleaning Rod	8	731	Non-programmable 24-Volt Thermostat	11
113	Replacement Head	11	318	Heat Exchanger, Water-to-Water, Double Wall, 42"	8	751	Firestop	20
114	3-Way Zone Valve, 24-Volt, 1" sweat fittings	11	320	Vent Cap - Classic Models	15	752	Chimney Cap, 6" w/o screen	21
116	Male Adapter, 3/4" sweat x 3/4" MIP fittings	12	321	Space Heater Cabinet	3	754	Flashing, Adjustable Roof, 8/12 to 12/12 Pitch	21
117	Female Adapter, 3/4" sweat x 3/4" FIP fittings	12	322	Fan	2	757	Chimney Length, 12"	20
118	Nipple, 3/4" x close	9	323	Transition	2	758	Chimney Length, 24"	20
119	Pump Flange Kit, 3/4"	5	324	Crimp Ring Tool, 1/2"	6	759	Chimney Length, 36"	20
120	Male Adapter, 1" sweat x 1" MPT fittings	12	325	Hex Bushing, 3/4" x 1/2"	9	760	Chimney Elbow, 15°	20
123	90° Reducing Elbow, Copper Pipe, 1" x 3/4" sweat fittings	12	326	Thermostatic Mixing Valve, 3/4" NPT fittings	11	761	Chimney Elbow, 30°	20
124	45° Street Elbow, 3/4"	9	327	Thermostatic Mixing Valve, 3/4" NPT fittings	11	763	Attic Radiation Shield	20
126	90° Street Elbow, Brass, 3/4"	9	329	Thermostatic Mixing Valve, 1" NPT fittings	11	764	Radiation Shield	20
127	3-Way Zone Valve, 24-Volt, 3/4" sweat fittings	11	330	3-Way Valve, Brass 3/4" FIP	10	765	Firestop	20
128	Plate Exchanger, MPN 5 x 12-40, 1-1/4" Port	7	331	Pipe Plug, 3/4"	9	766	Flashing, Flat Roof	20
129	Plate Exchanger, MPN 5 x 12-50, 1-1/4" Port	7	332	3/4" Round Pipe Cap	19	767	Flashing, Adjustable Roof, 1/12 to 7/12 Pitch	21
133	Tee, Black, 3/4" NPT	9, 14	333	1-1/4" Round Pipe Cap	19	768	Flashing, Adjustable Roof, 12/12 to 21/12 Pitch	21
134	Purging and Filling Tee, 1"	10	336	Pipe Plug, 1-1/2"	9	769	Universal Roof Support	20
138	Tee, Copper Pipe, 1" x 1" x 1" sweat fittings	12	353	Louvers, fit Heat Exchanger Coil (p/n 111)	3	770	Universal Offset/Wall Support	20
140	Tempering Valve, 3/4" sweat fittings	11	354	Louvers, fit Heat Exchanger Coil (p/n 108)	3	771	Wall Radiation Shield	20
145	Crimp Ring Tool, 1"	6	355	Louvers, fit Heat Exchanger Coil (p/n 106)	3	772	Reinforced Wall Band	21
146	Copper Coupling, 3/4" sweat x 3/4" sweat fittings	12	368	Plug-in Thermostat	11	773	Wall Band Extension	21
147	Copper Coupling, 1" sweat x 1" sweat fittings	12	372	Vent Elbow, 3/4" x 3/4" sweat fittings	12	774	Chimney Attachment Ring	17, 21
148	Water-to-Water Heat Exchanger, Shell & Tube, 27"	8	373	Drain Coupling, Copper Pipe, 3/4" x 3/4" sweat fittings	12	775	Universal Roof Brace	21
151	Water-to-Water Heat Exchanger, Shell & Tube, 60"	8	376	Copper End Cap, 1" sweat fitting	7, 12	776	Guy-Wire Band	21
153	Litmus Paper	14	378	Cleaning Brush, 3/4"	9	777	Chimney Cap, 6" w/screen	21
154	Blower & Motor, 1/4-hp 3-speed fan	3	379	Cleaning Brush, 1"	9	778	Chimney Guy-Wire Band Kit	17
163	Tempering Valve, 1/2" sweat fittings	11	380	Male Adapter, 1-1/4" barb x 1-1/4" MIP	10	848	Motor Frame	2
164	Female Adapter, 1" sweat x 3/4" FIP fittings	12	381	Brass Coupling, 1-1/4" barb x 1-1/4" barb	7, 10	849	Transition	2
166	Sludge Conditioner, 1 gal.	14	382	Brass Elbow, 1-1/4" barb x 1-1/4" barb	10	851	Fan Blades	2
167	Solenoid, 1-5/8" center-to-center bracket hole	15	383	Pipe Plug, 1-1/4"	9	1097	Universal Heat Exchanger Mounting Kit	8
170	Replacement Cartridge, 007 Series Pumps	5	385	Brass Hex Bushing, 1-1/2" x 3/4"	9	1247	Well, 1/2" NPT fitting	11
171	Taco 007 Pump	5	386	PEX 1-1/4" Pipe, 300'	10	1248	Well, SS, 1/2" NPT fitting	11
172	Replacement Cartridge, 009 Series Pumps	5	388	Hex Bushing, 1-1/4" x 3/4"	9	1266	Linkage, All Linkage Models	15
173	Taco 009 Pump	5	395	Manifold	17	1267	Line Voltage Thermostat	3, 11
174	Temp. Gauge, 1/2" MPT	14	396	Spark Arrestor	10	1270	Linkage, Wire Loop Models	15
175	Taco 006 Pump	5	400	Draft Inducer, Side Draft	15	1272	Pump Flange Kit, 1-1/4"	5
176	Taco 014 Pump	5	403	Permanganate	14	1280	Fan Motor	2
177	Heat Exchanger, Water-to-Water, Shell & Tube, 48"	8	404	Sulfuric Acid	14	1302	Central PEX 1" Pipe, 10' straight section, 5 per bag	6
178	Reducing Tee, 1-1/2" x 1" x 1" sweat fittings	12	405	Water Test Kit, Complete	14	1303	Central PEX 1" Pipe, 10' straight section, 20 per bag	6
179	Replacement Cartridge, 014 Series Pumps	5	407	Cast Iron Manifold	10	1310	Water Softener Cartridge	14
180	Hex Bushing, 3/4" x 1/8"	9, 14	408	Hex Bushing, 1-1/2" x 1-1/4"	9	1311	Central PEX 1" Pipe, 100'	6
182	Baseboard Corner, Inside	12	409	Nipple, 1-1/4" x close	9	1312	Central PEX 1" Pipe, 200'	6
183	Baseboard Corner, Outside	12	410	Ball Valve, 1-1/4"	9	1313	Central PEX 1" Pipe, 300'	6
186	Ball Valve, 1/2"	9	411	90° Street Elbow, 1-1/4"	9	1314	Central PEX 1" Pipe, 500'	6
188	24-Volt Transformer	11	412	Hex Bushing, 1-1/4" x 1/2"	9	1320	Central PEX 1/2" Pipe, 300'	6
191	Pool Aquastat, 1/2" NPT fitting	11	413	Taco 007 Priority Pump	5	1321	Central PEX 1/2" Pipe, 500'	6
194	Pump Flange Kit, 1"	5	415	Transition	3	1322	Central PEX 1/2" Pipe, 1000'	6
195	PEX Pipe Cutter	6	416	Transition	3	1323	Decoiler	14
198	Ball Valve, 3/4" Full Port	9	500	Draft Inducer, Ripple Front Door	15	1324	PEX Adapter, 1" PEX x 1" MIP fittings	6
199	Brass Hose Bib, 3/4" MPT	9	506	Central Therm Sleeve Dispenser	7	1325	Solder	9
200	Sweat Ball Valve, 3/4" x 3/4" sweat fittings	12	515	Fan Center Relay	14	1329	Manifold w/Valves, 3-Loop	7
201	Flow Check Valve, 1" threaded	8	524	Central Therm Sleeve, 100'	7	1330	PEX Adapter, 1" PEX x 3/4" MIP fittings	6
202	Cartridge, #10	10	525	Central Therm Sleeve, 200'	7	1331	PEX Adapter, 1" PEX x 1" sweat fittings	6
203	Blower & Motor, 1/15-hp	3	526	Central Therm Sleeve, 300'	7	1332	PEX Tee, 1"	6
208	Blower & Motor, 1-hp	3	527	Central Therm Sleeve, 500'	7	1333	PEX Coupling, 1"	6, 7
219	Replacement Cartridge, 011 Series Pumps	5	533	Nipple, 3/4" x 2"	9	1334	PEX 90° Elbow, 1"	6
222	Replacement Cartridge, 006 Series Pumps	5	534	Nipple, 3/4" x 7"	9	1335	PEX Crimp Ring, 1"	6
224	"Free Floating" Flange Kit, 3/4"	5	535	Nipple, Brass, 3/4" x 2"	9	1336	PEX Adapter, 1/2" PEX x 3/4" MIP fittings	6
225	Isolation Flange Kit, 1-1/4"	5	536	Nipple, Brass, 3/4" x 7"	9	1337	PEX Adapter, 1/2" PEX x 1/2" sweat fittings	6
226	Isolation Flange with Drain Valve, 3/4"	5	537	Door Lock Kit, for other Cam Loc models (including CL 7260 cast-iron door)	15	1338	PEX Tee, 1/2"	6
230	Baseboard Joinder	12	542	O-Ring Set	5	1339	PEX Coupling, 1/2"	6
231	Reducer, Copper Pipe, 1" x 3/4" sweat fittings	12	556	Power Supply Cord, 32'	5	1340	PEX 90° Elbow, 1/2"	6
232	Baseboard End Cap, Left	12	571	2-Way Zone Valve, 24-Volt, 3/4" sweat fittings	11	1341	PEX Adapter, 1/2" PEX x 1/2" MIP fittings	6
233	Baseboard End Cap, Right	12	573	Y-Strainer, 1" Brass	10	1342	PEX Crimp Ring, 1/2"	6
234	Baseboard, Complete, 2'	12	574	Pipe Plug, Brass 3/4"	9	1348	PEX Adapter, 1/2" PEX x 1/2" FIP fittings	6
235	Baseboard, Complete, 3'	12	587	Multi-stage 24-Volt Thermostat	11	1349	Manifold w/Valves, 2-Loop	7
236	Baseboard, Complete, 4'	12	588	Programmable 24-Volt Thermostat	11	1350	Temperature Gauge Fitting, 1" Push-fit x 1/8" NPT	13
237	Baseboard, Complete, 5'	12	591	Water-to-Water Heat Exchanger, 40"	8	1365	Mounting Bracket for 3/4" NPT Thermostatic Valve	10
238	Baseboard, Complete, 6'	12	597	Water Test Kit, Complete, Anti-Freezer Compatible	14	1366	Universal Pump Wall Mount Kit	5
241	Central Therm Insulation, 8'	7	600	Panel Radiator, 32" x 16"	8	1370	Mounting Bracket for 1-1/4" NPT Thermostatic Valve	10
242	Central Therm Insulation, 4'	7	601	Panel Radiator, 35-1/2" x 24"	8	1544	3/4" NPT Thermostatic Valve Kit	10
251	Tile Tape, roll	14	602	Panel Radiator, 51-1/2" x 24"	8	1621	1-1/4" NPT Thermostatic Valve Kit	10
255	Tee, Copper Pipe, 3/4" x 3/4" x 3/4" sweat fittings	12	603	Panel Radiator, 55-1/4" x 24"	8	1650	Corrosion Inhibitor Plus	14
274	90° Street Elbow, 3/4"	9	604	TRV II Valve Body and Head, 1/2" Vertical	8	1694	Y-Strainer, 1-1/4" Black	10
276	90° Elbow, Copper Pipe, 3/4" x 3/4" sweat fittings	12	605	LKD Valve Body with No Cap, 1/2" Preset Flow Rate	8	1695	Y-Strainer, 3/4" Brass	10
277	90° Elbow, Copper Pipe, 1" x 1" sweat fittings	12	606	Coupling, Straight, 1/2" x 1/2"	13	1880	Manifold w/o Valves, 2-Loop	7
286	Automatic Vent Valve	8	607	Coupling, Straight, 3/4" x 3/4"	13	1885	Manifold w/o Valves, 3-Loop	7
287	Heat Exchanger Coil, 50k Btu	2	608	Coupling, Straight, 1" x 1"	13	1910	Fan Convector, Corner, 7k Btu	3
			609	Coupling, Reducing, 1" x 3/4"	13			

NUMERICAL PARTS LIST (cont.)

1930	2-Stage Gas Regulator Kit	16, 19	5734	Plate Exchanger, 5 x 12-6, 3/4" Port	7	9453	Auxiliary Auger Kit, 6'	18
1941	Fan Convecter, Wall Mount, 7k Btu	3	5738	Plate Exchanger, MPN 5 x 12-10, 1" Port	7	9454	Auxiliary Auger Kit, 8'	18
1970	Ash Shovel	16	5744	Plate Exchanger, 5 x 12-30, 1" Port	7	9458	Auxiliary Auger Vibrator w/Timer Kit	18
1971	Fan Convecter, 26k Btu	3	5807	Plate Mounting Bracket	7	9535	Chimney Band Clamp Kit, 6"	21
2053	Fittings Kit	8	5842	Plate Exchanger, MPN 5 x 12-24, 1-1/4" Port	7	9597	Heat Exchanger Mounting Kit	8
2441	ThermoPEX, 1", 100' Roll	7	5871	Brass Swing Check Valve, 1-1/4"	10	9624	Tee, Brass, 3/4"	9
2443	ThermoPEX Cap, 1"	7	5907	Brass Pipe Union, 3/4"	9	9660	48-Bushel Hopper Kit - Terra Brown and Taupe	18
2447	ThermoPEX Coupling Kit, 1"	7	5908	Brass Pipe Union, 1"	9	9691	Hopper Vibrator Kit	18
2491	ThermoPEX, 1", 800' Roll	7	5909	Brass Pipe Union, 1-1/4"	9	9707	Aerator, Cast	18
2492	ThermoPEX, 1-1/4", 300' Roll	7	5918	Fin Comb	14	9710	Aerator, Stainless Steel	18
2494	ThermoPEX Cap, 1-1/4"	7	5925	Cinch Tool	6	9760	48-Bushel Hopper Kit - Green and Olive Gray	18
2495	ThermoPEX Coupling Kit, 1-1/4"	7	5926	PEX Stainless Steel Clamp Crimp Ring, 1"	6	9804	Bag Holder Kit	18
3042	Brass Hex Bushing, 1/2" x 1/8"	9	5927	PEX Stainless Steel Clamp Crimp Ring, 1/2"	6	10215	LP Gas Burner Kit, E-Classic 2400 IR Models	16
3822	Kit for 301 - back water access	3	5978	Central Boiler Clamp, 1"	6	10275	LP Gas Burner Kit, E-Classic 1400 IR Models	16
3825	Kit for 303 - back water access	3	6054	Temp. Gauge, 1/8" MPT	14	10508	Chimney Extension, 4'	17
3850	Tee, Brass, 3/4" NPT	9	6172	Elbow, 8", 45-degree	17	10509	Chimney Locking Band	17
3851	Brass Hex Bushing, 1-1/4" x 3/4"	9	6173	Chimney Section, 8" x 24" for Tower Installation	17	10588	Natural Gas Conversion Kit, E-Classic 1400/2400	16
4045	24V Transformer	19	6494	Draft Inducer, CL 7260 Door	15	10598	Natural Gas Conversion Kit	16
4082	Chimney Rain Cap	20	6557	Pipe Plug, Brass 1/2"	9	10691	Wonder Bar	16
4177	Power Cord (see note above)	18	6576	Draft Inducer, CL 7260 Dual Fuel Cast Door (w/fuses)	15	10774	Chimney Rain Cap, 8"	17
4184	Solenoid, 1-3/8" center-to-center bracket hole	15	6593	Grounding Rod Kit	14	10835	Pulse Timer Kit	16
4220	Propane Shut-off with Level Indicator	19	6679	Female Adapter, 1/2" barb x 1/2" sweat fittings	6	10895	Chimney Adapter Kit, 10" to 8", for Pallet Burner and CL 7260 models	17
4472	Ratchet Cinch Tool	6	6724	Chimney Extension, 4'	17	10902	HeatTrac Controller Update Kit (Models with Removable Side Panel Cover)	15
4518	Chimney Band Clamp Kit, 8"	17	6726	Chimney Rain Cap, 8"	17	10904	HeatTrac Controller Update Kit (Models with Hinged Controller Door)	15
4519	Chimney Base Brace Kit, 8"	17	6757	Chimney Conversion Adapter, 8"	17	10970	Chimney Tee Restrictor Kit	17
4536	Hopper Extension Kit - Green	18	6764	Brass Offset Tee, 4"	9	10990	NG Gas Burner Kit, E-Classic 1400 IR Models	16
4537	Hopper Extension Kit - Terra Brown	18	6773	Myson Whispa II Kickspace 9000 Fan Convecter	4	10991	NG Gas Burner Kit, E-Classic 2400 IR Models	16
4554	Chimney Support Brace Kit	17	6776	Myson Lo-Line RC 6-4 Fan Convecter	4	11157	Nipple, Black, 1-1/4" x 3"	9
4928	Brass Adapter, 3/4" female hose x 3/4" male pipe	10	6777	Myson Hi-Line HL 7-4 Fan Convecter	4	11274	Natural Gas Conversion Kit, E-Classic 3200	16
4929	Brass Adapter, 3/4" male hose x 3/4" male pipe	10	6778	Myson Slim-Line RC Fan Convecter	4	11295	LP Gas Burner Kit, E-Classic 3200 IR Models	16
4976	Copper Tee, 1" x 1" x 1/2"	9	6779	Myson CSU 15M Fan Convecter	4	11350	NG Gas Burner Kit, E-Classic 3200 IR Models	16
5052	Indoor Water Temperature Indicator Kit	14	6780	Myson Whispa II Kickspace 5000 Fan Convecter	4			
5348	Cap, Brass, 3/4"	9	6782	Diverter Tee, 1" x 1" x 1/2"	9			
5349	Washer, 3/4"	9	6797	Chimney Extension, 4"	20			
5367	Brass Coupling, 3/4" thread	10	6839	Myson Whispa III Fan Convecter	4			
5549	Draft Inducer, CL 7260 High-Output	15	6869	Spring-Assisted Linkage, All Linkage Models	15			
5567	Gas Hose w/Regulator	19	8364	Backflow Preventer, 3/4"	10			
5575	Door Lock Kit, for steel-door CL 7260 and Pallet Burner	15	8402	Chimney Support Brace Kit	17			
5635	Plate Exchanger, 10 x 20-50, 2" Port	7	8563	Draft Inducer Fan (only)	15			
5636	Plate Exchanger, 5 x 12-50, 1-1/4" Port	7	9263	Push-fit Fittings Water Heater Kit	13			
5637	Plate Exchanger, 5 x 12-70, 1-1/4" Port	7	9264	Connector, Straight, 3/4" x 3/4" MIP	13			
5640	Fittings Kit, threaded ports	8	9265	Elbow, 3/4" x 3/4"	13			
5642	Brass Clamp Fittings, 1"	6	9293	Gas Hose Adapter, High Pressure	19			
5643	Brass Clamp Fittings, 1-1/4"	6	9439	Cleaning Rod, E-Classic	16			
5670	PEX 1-1/4" Pipe, 150'	10	9440	Auxiliary Auger Kit, 5-1/2'	18			

SAMPLE PARTS LIST and ORDER LIST

Sample Parts List for Forced-Air Heating System

QTY.	P/N	DESCRIPTION
1		Central Boiler Outdoor Wood Furnace
1	107	Heat Exchanger Coil, 125k Btu
1	591	Side-Arm Heat Exchanger Kit
1	2053	Fittings Kit
1	171	Taco 007 Pump
1	224	Isolation Flange Kit, 3/4"
1	190	24-Volt Thermostat
1	198	Ball Valve, 3/4"
1	118	Nipple, 3/4" x close
1	296	Brass Swing Check Valve, 3/4"
6	1330	PEX Adapter, 1" PEX x 3/4" MIP
6	1333	PEX Coupling, 1"
6	1334	PEX 90° Elbow, 1"
30	5926	PEX Stainless Steel Clamp Crimp Ring, 1"
1	2441	100' ThermoPEX Pipe, 1"
1	1302	Central PEX 1" Pipe, five 10' straight sections
1	2443	ThermoPEX Cap, 1"
1	6593	Grounding Rod Kit
1	556	Power Supply Cord, 32"
2	1650	Corrosion Inhibitor Plus
1	297	Ashtrol, 6.25 lb
1	299	Ash Shovel
1	300	Ash Rake
1	308	Hoe

Rev. 12/2010

Sample Parts List for Additional Buildings

QTY.	P/N	DESCRIPTION
1	323	Transition
1	322	Fan
1	106	Heat Exchanger Coil, 100k Btu
1	171	Taco 007 Pump
1	224	Isolation Flange Kit, 3/4"
1	160	Line Voltage Thermostat
1	198	Ball Valve, 3/4"
4	1334	PEX 90° Elbow, 1"
8	1330	PEX Adapter, 1" PEX x 3/4" MIP
30	5926	PEX Stainless Steel Clamp Crimp Ring, 1"
1	199	Brass Hose Bib, 3/4" MPT
1	133	Black Tee, 3/4" NPT
1	556	Power Supply Cord, 32"
1	296	Brass Swing Check Valve, 3/4"
1	118	Nipple, 3/4" x close
2	6764	Brass Offset Tee, 4"

Rev. 12/2010

